

**Jefferies Industrials Conference**  
**August 7, 2018**

**aperam**

**Sandeep Jalan, Chief Financial Officer**

## Forward-Looking Statements

This document may contain forward-looking information and statements about Aperam and its subsidiaries. These statements include financial projections and estimates and their underlying assumptions, statements regarding plans, objectives and expectations with respect to future operations, products and services, and statements regarding future performance. Forward-looking statements may be identified by the words “believe,” “expect,” “anticipate,” “target” or similar expressions. Although Aperam’s management believes that the expectations reflected in such forward-looking statements are reasonable, investors and holders of Aperam’s securities are cautioned that forward-looking information and statements are subject to numerous risks and uncertainties, many of which are difficult to predict and generally beyond the control of Aperam, that could cause actual results and developments to differ materially and adversely from those expressed in, or implied or projected by, the forward-looking information and statements. These risks and uncertainties include those discussed or identified in Aperam’s filings with the Luxembourg Stock Market Authority for the Financial Markets (Commission de Surveillance du Secteur Financier). Aperam undertakes no obligation to publicly update its forward-looking statements or information, whether as a result of new information, future events, or otherwise.

# Aperam's investment case

Being a sustainably safe and profitable company



## Solid execution of self help strategy

Leadership Journey®

Phase 1: Restructuring

Phase 2: Asset upgrade

**Phase 3: Transformation**

Top Line strategy

End-user focus

## Cost leading footprint

Optimized and sustainable  
European asset base

Sole flat stainless steel  
producer in South America

Lean organization

Leading industry margins  
and returns

## Cash generation and financial discipline

Strong cash generation  
through the cycle

Strongest balance sheet  
in industry

Progressive dividend

Strong shareholder  
returns (payout 50-100%)

**Value accretive  
opportunities (VDM, Genk  
footprint)**

Solid cash generation with strong shareholders' return, thanks to consistent execution of self help strategy and financial discipline. VDM transaction, new projects of Genk footprint and Leadership Journey Phase 3 (Transformation Program) to further improve Aperam's productivity and profitability

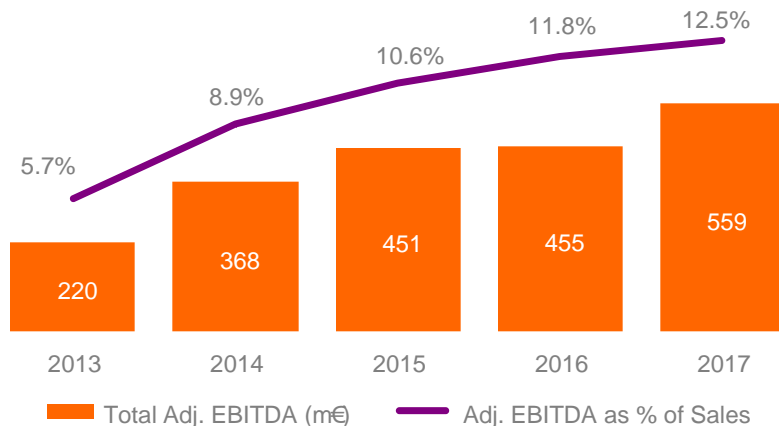
# Aperam's robust business model and solid performance

# Aperam's robust business model and solid performance

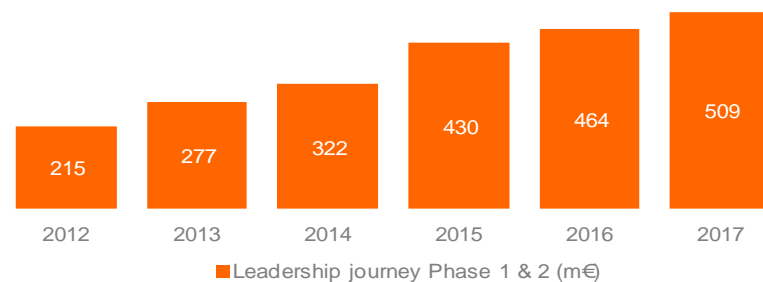


## Aperam's performance track record

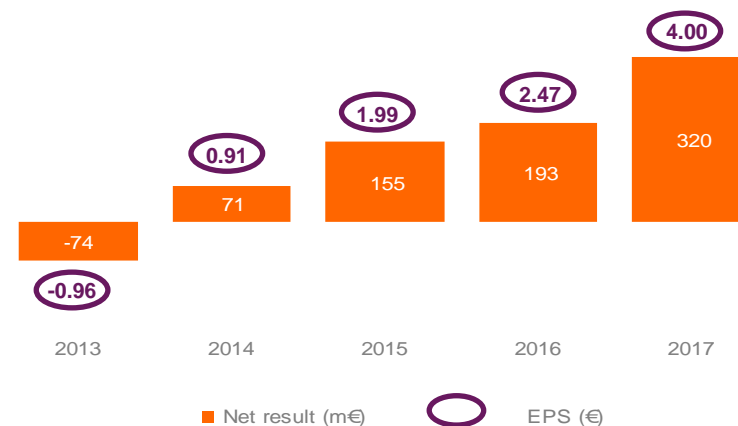
### Continuous solid improvement of the operating performance



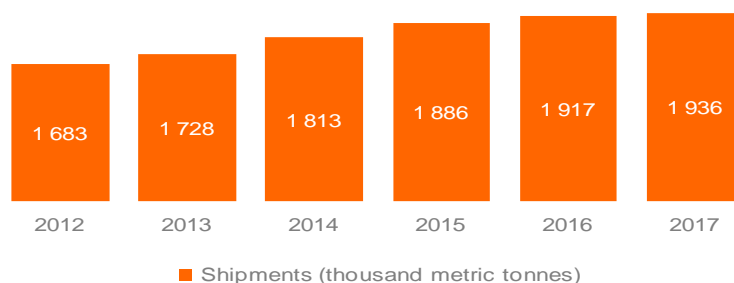
### Improvement of the operational performance over EUR0.5bn since creation of Aperam



### From net loss to fast growing net income since 2013



### Stable volume growth +15% since 2012



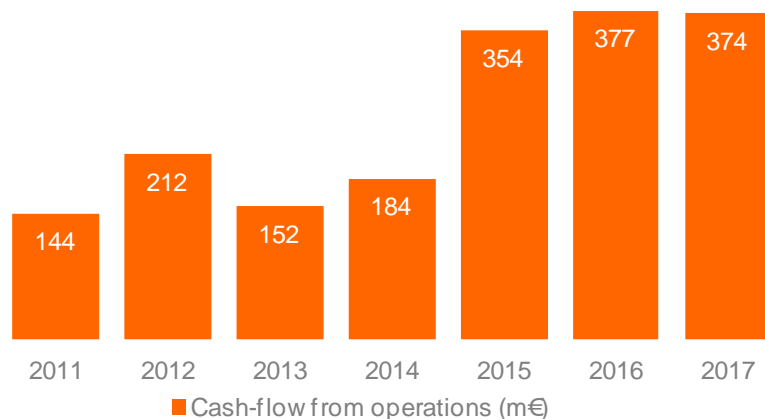
**Agility and Flexibility make Aperam the most profitable and cash generative stainless steel player**

# Aperam's robust business model and solid performance

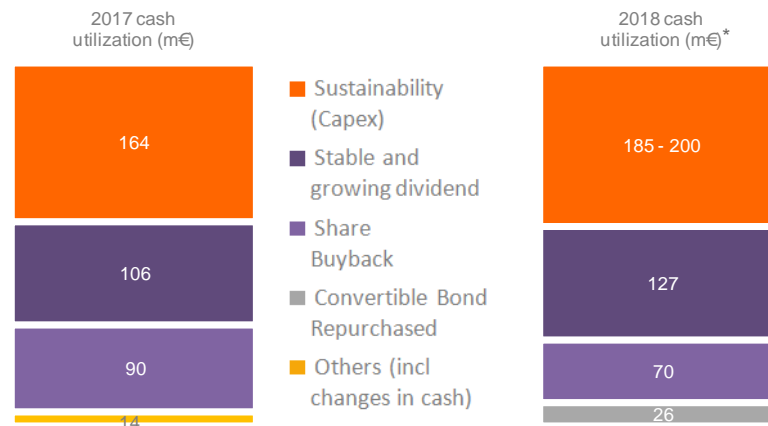


## Strong cash generator through the cycle

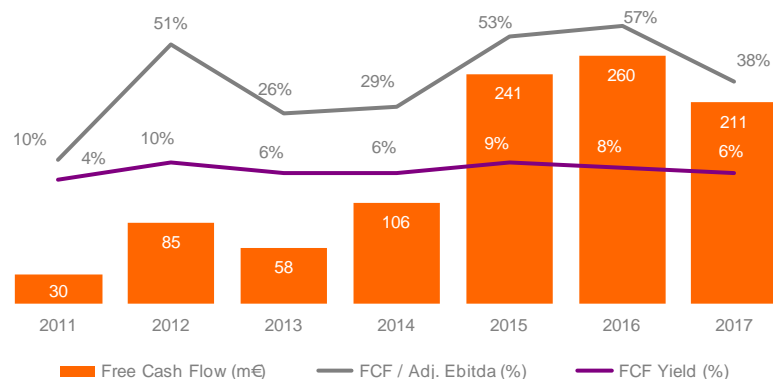
### Consistent cash flow from operations through the cycle



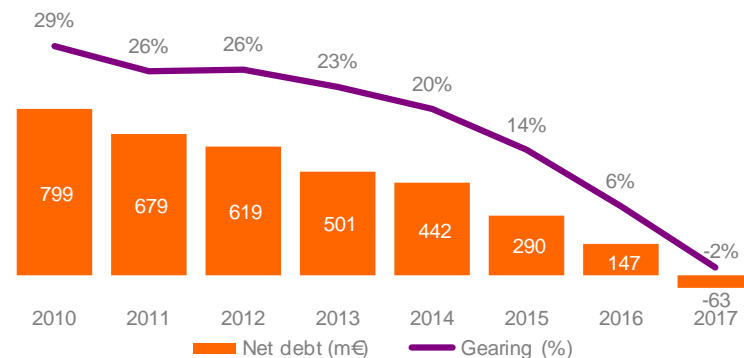
### Strong shareholder returns and Investment in sustainability



### Solid free cash flow generation with an average yield of 7% on market capitalization



### From net debt of EUR0.8bn to net cash position in Dec 2017 with an investment grade rating by both S&P and Moody's



**Consistent cash generation through the cycle. Euro 196 million returned to shareholders in 2017**

# Aperam's robust business model and solid performance

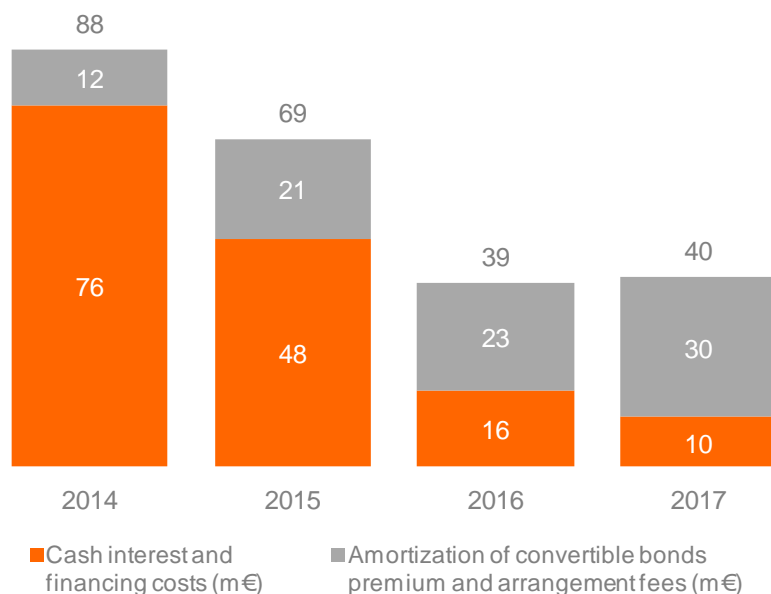
## Strong balance sheet with significantly improved financing costs



### A strong decrease in net interest and financing costs



### Through debt reduction / restructuring actions



Strong decrease of net interest & financing costs, especially cash interest costs, thanks to strong cash flows and debt reduction / restructuring actions taken since 2014, adding **stronger momentum on growth of EPS and free cash flow generating capability of Aperam:**

- Convertible Bond 2021 of USD300m issued in June 2014 at coupon of 0.625% and premium of 32.5%
- High Yield Bonds of USD250m with coupon of 7.375%, maturing in 2016 reimbursed as of 1st Oct 2014,
- High Yield Bonds of USD250m with coupon of 7.75%, maturing in 2018 reimbursed as of 1st Apr 2015,
- Switch from Secured Borrowing Base Facility (3 year) of USD 400m to Unsecured Revolving Credit Facility (5 year) of EUR 300m
- Convertible Bonds 2020 (Face value USD 198 million) were converted by mid October 2017 resulting in issuance of 9.4m new shares. Bonds amounting to USD 2 million were redeemed at par.
- Convertible Bonds 2021 repurchased for USD 31.5 million (nominal amount of USD 25.8 million out of total USD 300 million). Average purchase price at 122% compared to 130% Issuer call option.

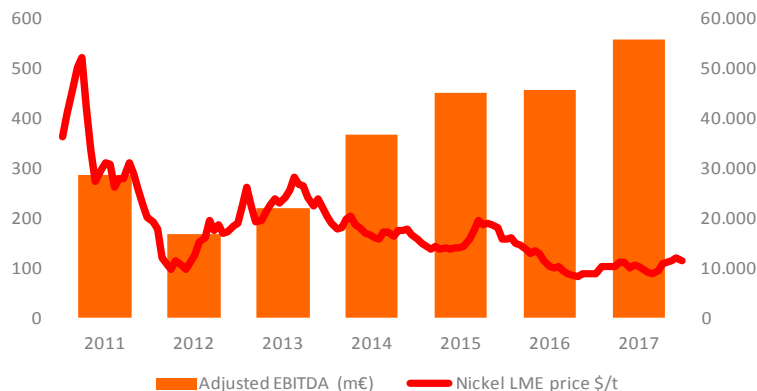
**Steep decline in financing costs thanks to a fully restructured balance sheet.  
Convertible bonds 2020 converted into shares by mid October 2017**

# Aperam's robust business model and solid performance

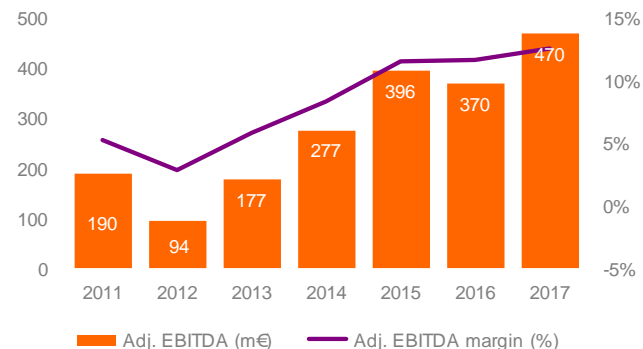


## Operational performance by division

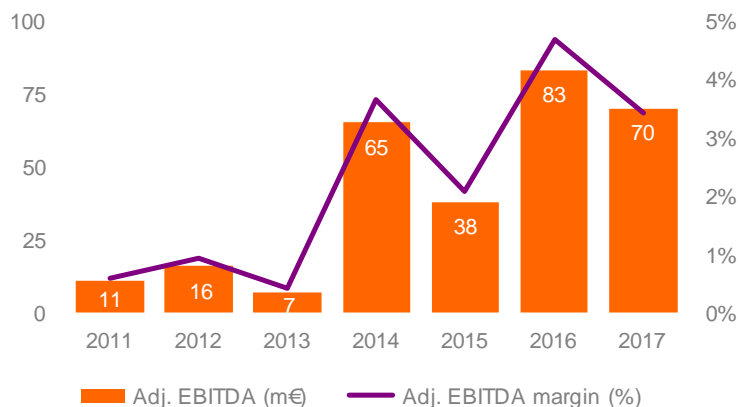
### Aperam's improved profitability despite Nickel



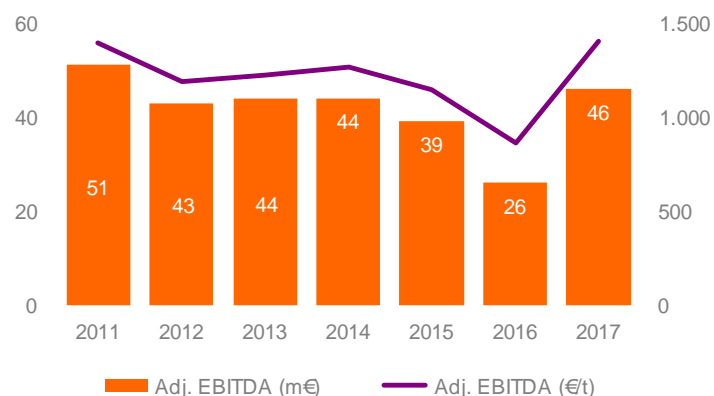
### A robust Stainless and Electrical Steel Division profitability capitalizing on early restructuring



### Services & Solutions profitable performance despite high imports' pressure



### Alloys and Specialties profitable performance from high end products and end user orientation



A robust operational performance despite challenging market conditions based on self help measures

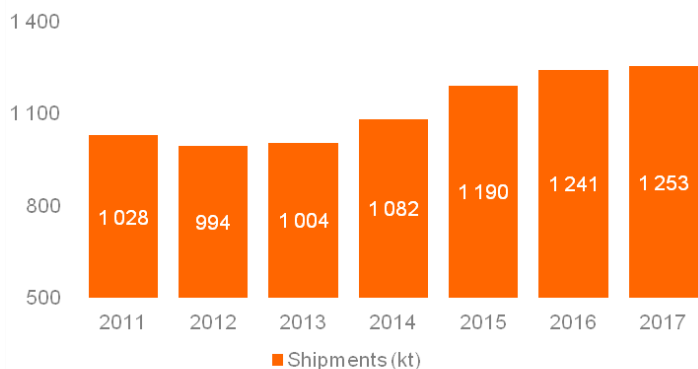
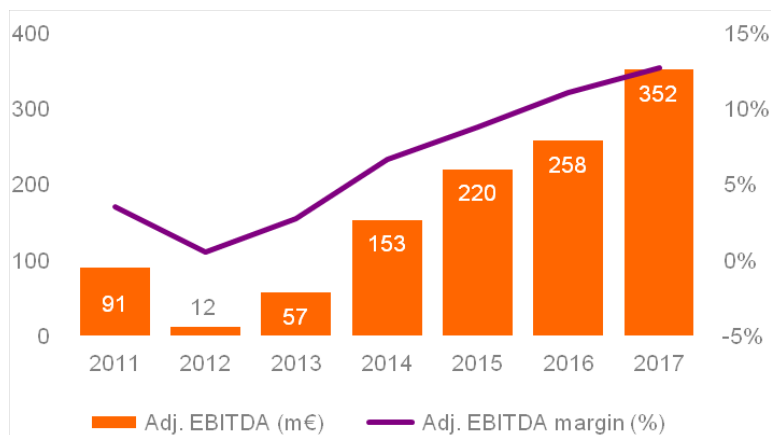


# Aperam's robust business model and solid performance

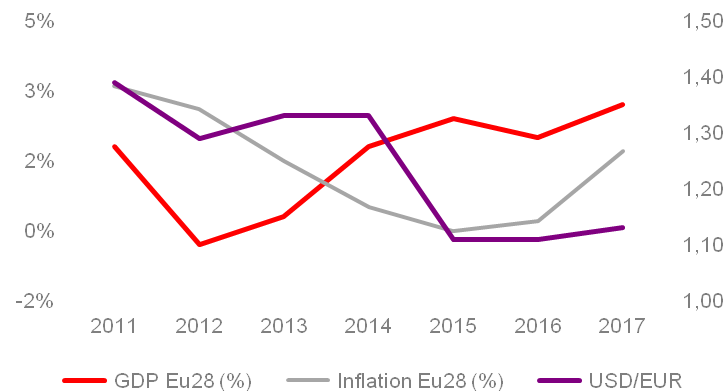


## Stainless & Electrical Steel Europe

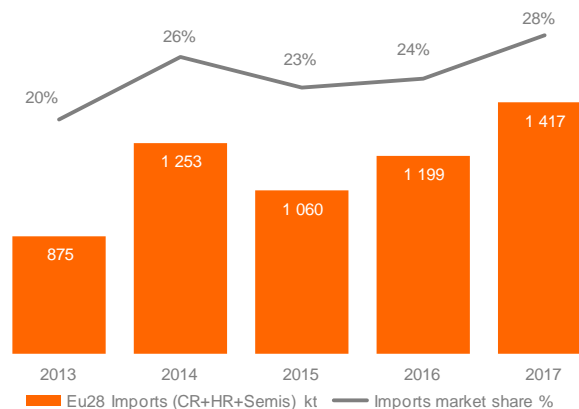
Strong European operations performance thanks to the Leadership Journey and despite rising import pressure



European economy back to healthy growth levels



Sources: GDP and inflation: IMF



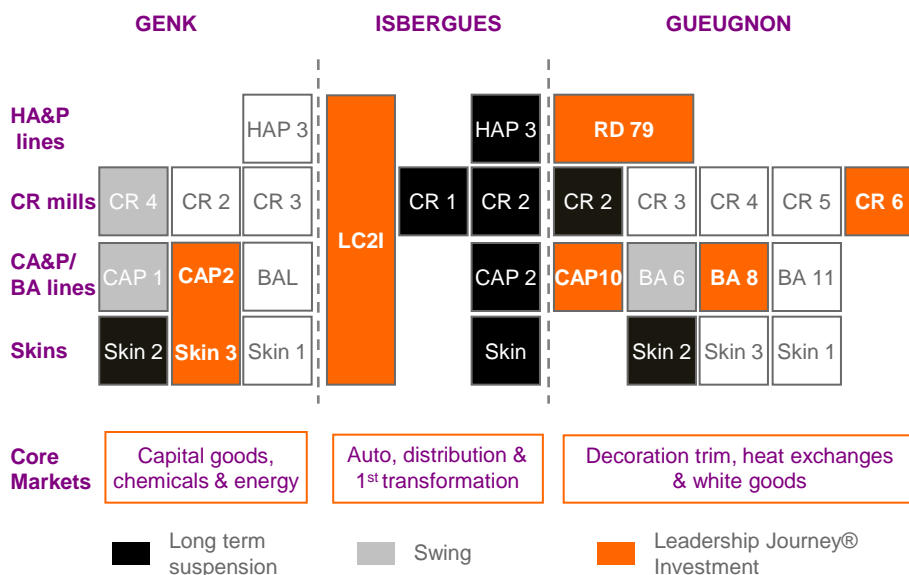
An efficient industrial layout capitalizing on early restructuring, Leadership Journey® initiatives with a strong contribution to Aperam's operational performance

# Aperam's robust business model and solid performance

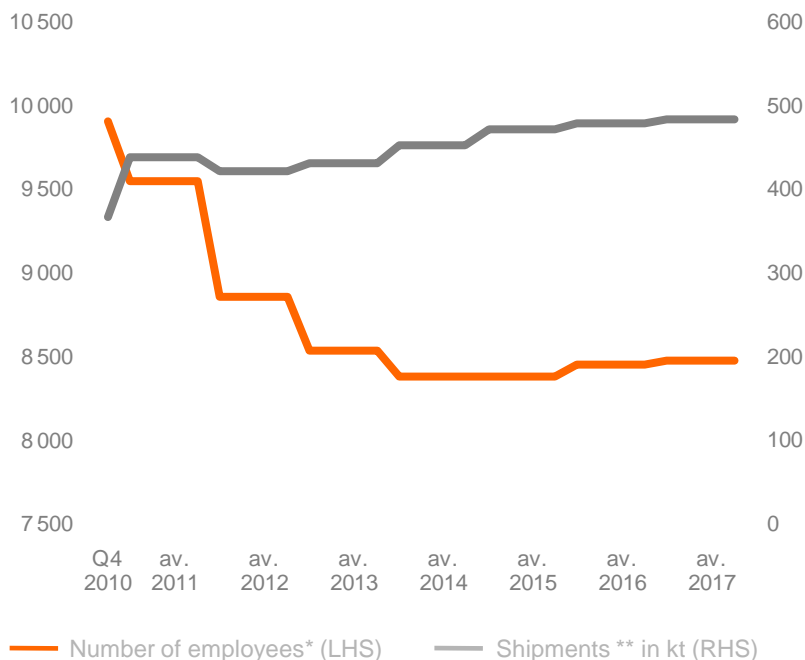
## Stainless & Electrical Steel Europe: Streamlined footprint and enhanced productivity



### Aperam Europe downstream rationalization from 29 tools to 17 tools



### Aperam total productivity evolution, average



**Aperam capacity utilization and productivity has significantly improved with Leadership Journey®**

\* Full time equivalent excluding Bioenergia

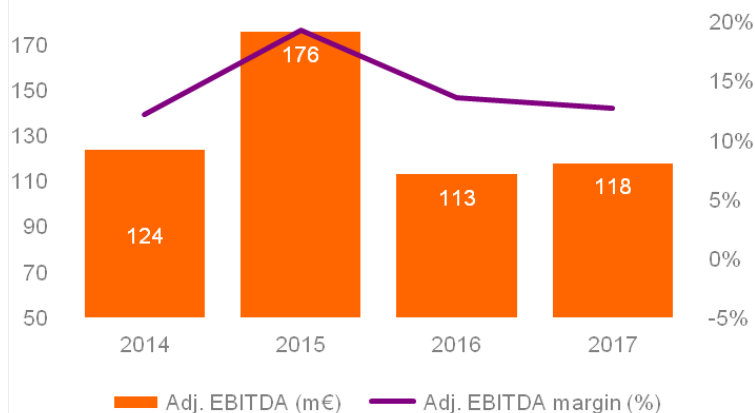
\*\* Quarterly average

# Aperam's robust business model and solid performance

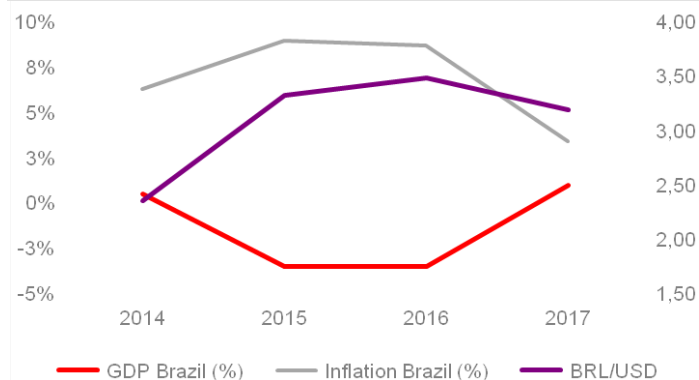
## Stainless & Electrical Steel South America: strong potential



### Continued solid margins despite crisis

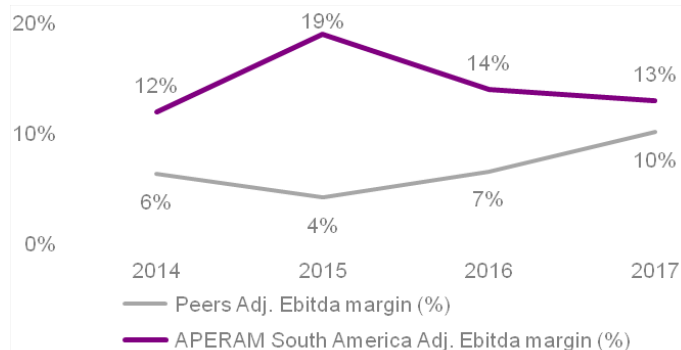


### Brazil economy on recovery track, low inflation, weak currency further improving competitiveness

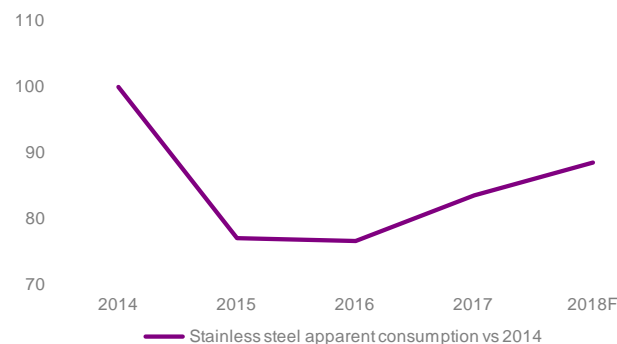


Sources: GDP and inflation: IMF

### South America adjusted EBITDA margins consistently higher than peers



### Brazil Stainless steel demand in recovery mode post crisis



**With consistent double digit EBITDA margins, Brazil is a robust contributor to Aperam's results**  
**Growth estimates and currency weakness are expected to provide additional upside potential**

# Aperam's robust business model and solid performance



Unique asset base in South America well adapted to the market

## South American Footprint



## Upstream integration

### Bio Energia

Blast furnace fuel needs fully covered through cost competitive and environment friendly captive charcoal from our cultivated forests



## Range of products

### Stainless steel

A complete range of stainless steel grades (austenitics, ferritics, duplex, martensitics)



### Grain oriented electrical steel

Grain oriented electric steel (GO & HGO) has the magnetic properties optimized in the rolling direction, aiming its use in stationary machines such as transformers.



### Non-grain oriented electrical steel

Non-grain oriented electric steel (NGO) has similar magnetic properties in all directions, aiming its use in electric motors and generators with moving parts.



### Special carbon steel

Completing product portfolio with alloyed, high, medium other special carbon steel.



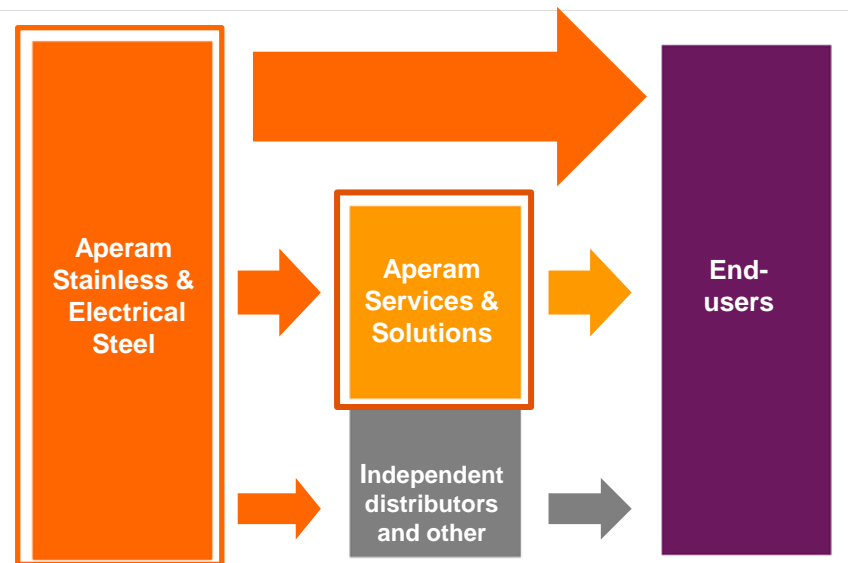
The sole flat stainless steel producer in South America with a complete range of products, including Electrical and Special Carbon Steel, and flexibility between production routes to adapt to market needs

# Aperam's robust business model and solid performance

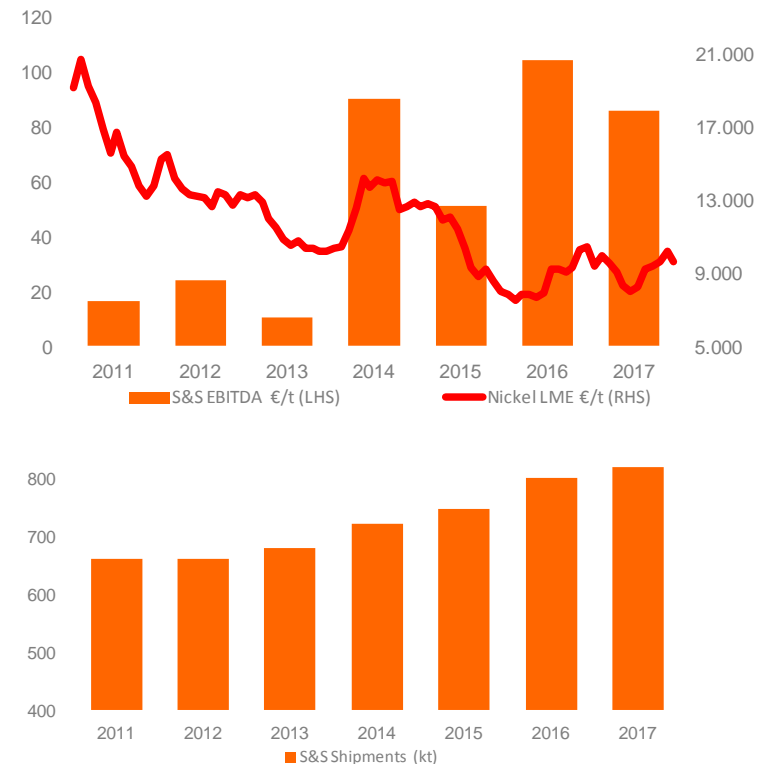
## Services & Solutions enhances partnerships with customers



A majority of "in house" exposure to end users to best serve their needs and provide best services & solutions



A profitable Services & Solutions thanks to its focus on services and end-users



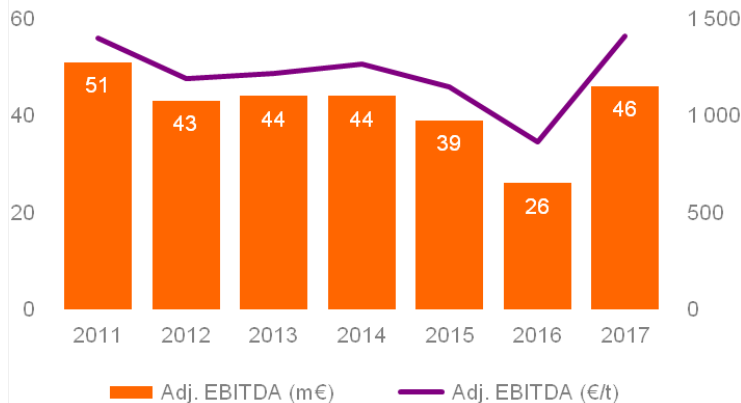
Increasing focus on downstream value added services and solutions

# Aperam's robust business model and solid performance

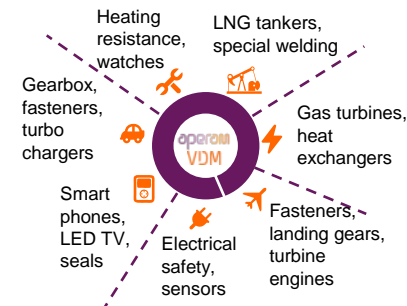


## Alloys & Specialties with healthy EBITDA margins

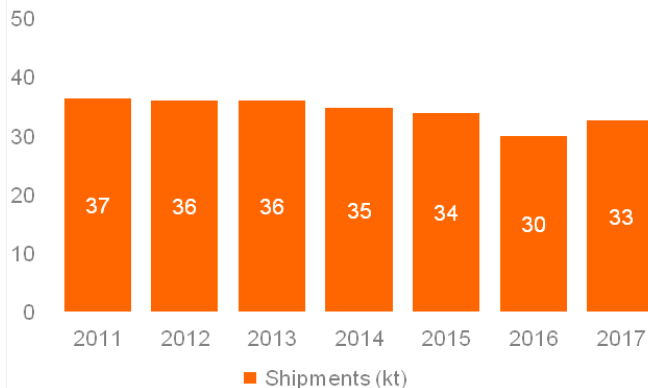
Alloys and Specialties profitable performance from high end products & end user orientation



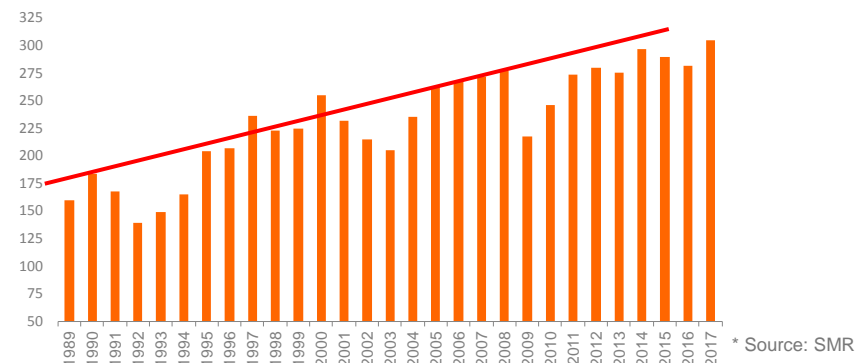
Strong R&D capability to serve higher growth end applications



Alloys & Specialties shipments evolution



Nickel Alloys a growing and premium niche market\*



\* Source: SMR

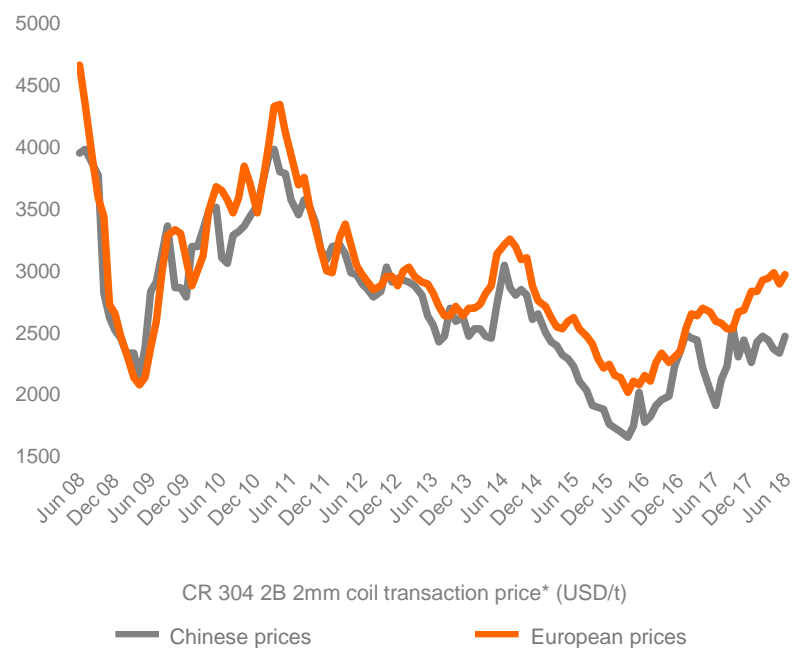
Aperam Alloys & Specialties, well-positioned in the global niche added value nickel alloys business

# Environment and markets

Nickel prices at higher levels compared to 2017



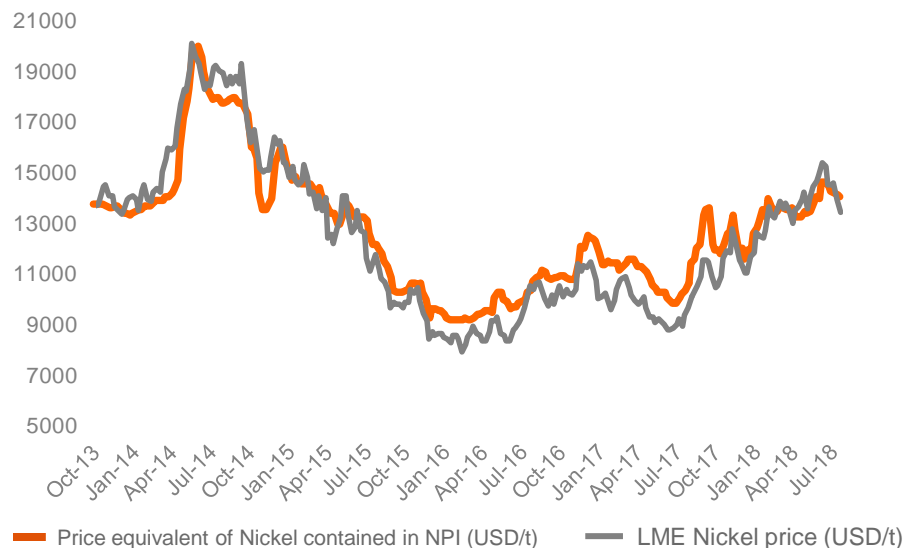
Widening price gap between Europe and China



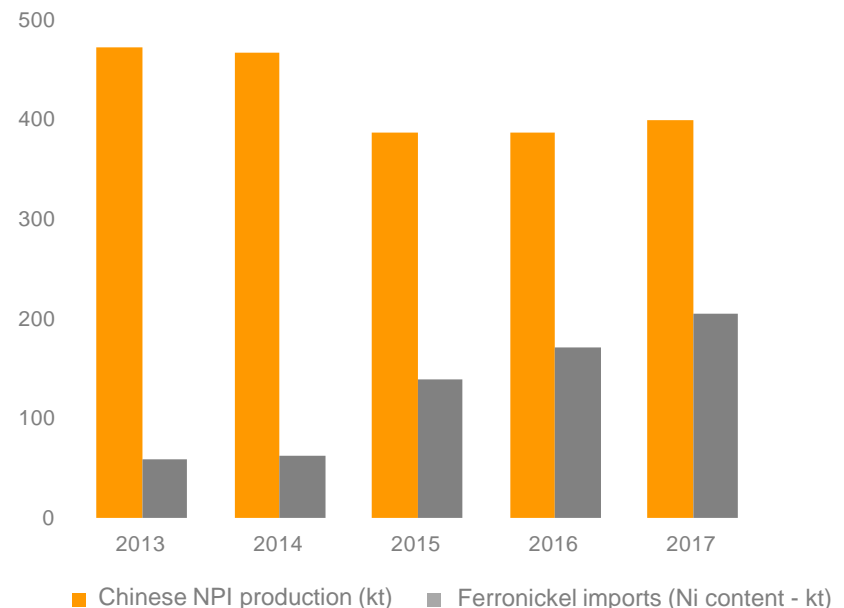
**European Stainless steel prices continued to rise in the second quarter driven by raw materials, however increasing gap with China and pressure on base prices due to high imports**



**Chinese cost competitiveness linked to NPI production is decreasing**



**Chinese reduced NPI production leading to increased Ferro-Nickel Imports**

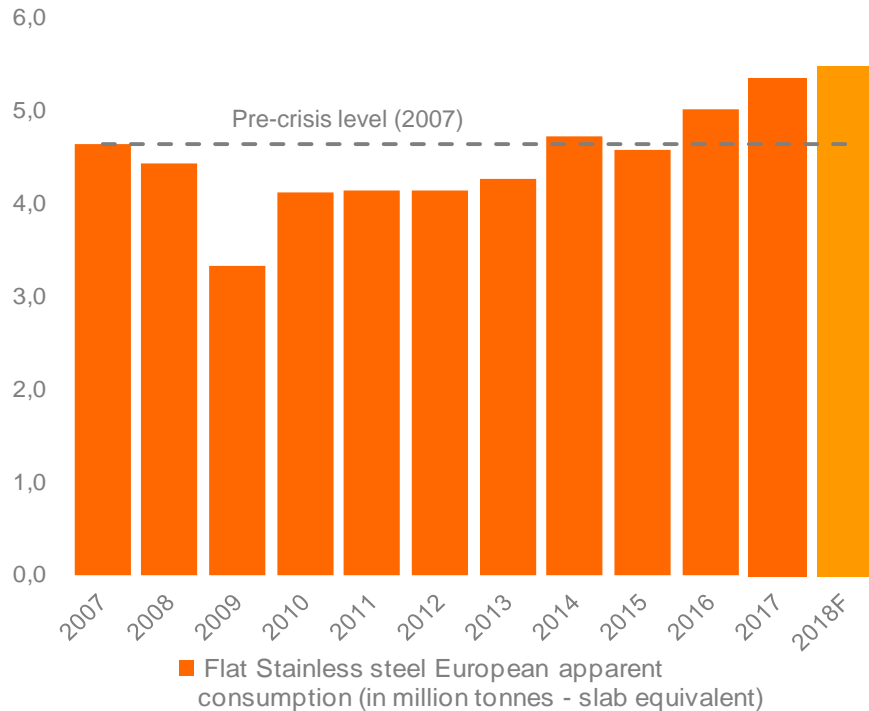


**Chinese NPI production has reduced, affecting Chinese production costs**

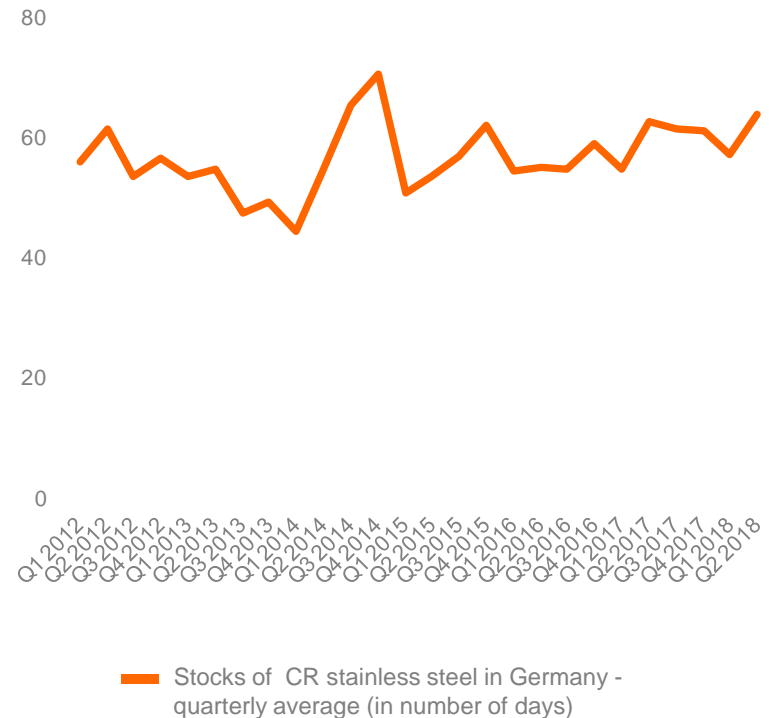
## Stainless steel demand in Europe continuous growth



**European stainless steel flat slab equivalent demand growing at a healthy pace**



**European stocks remain at normal levels**

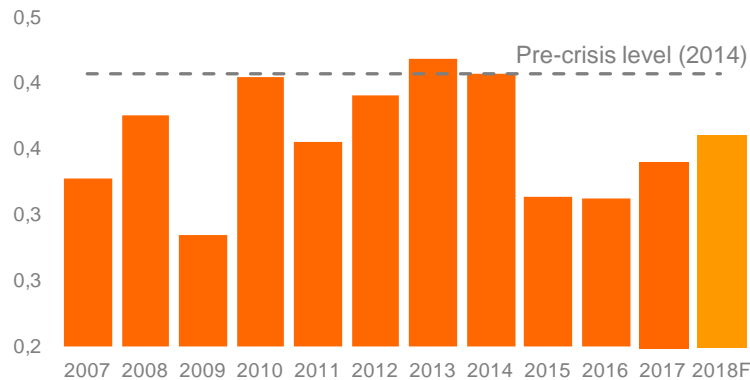


**Good demand and normal inventories**

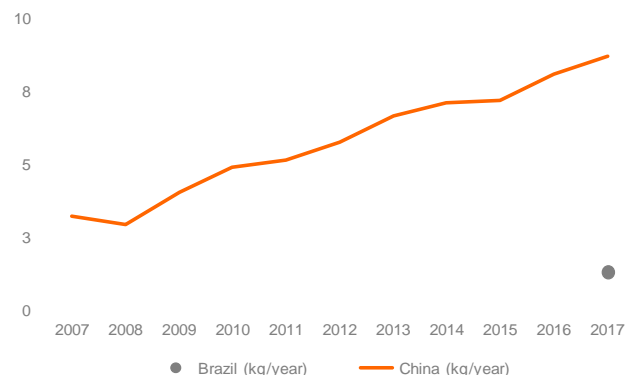
## Opportunities emerge in Brazil again



### Brazilian market recovery



### Tremendous growth prospects for per capita stainless steel consumption in emerging country Brazil



### Brazil opportunities

- ✓ **Automotive:** strong growth expected (domestic & exports). Anfaevea expects 7% growth surpassing 3m vehicles - Aperam is closely linked with majors car makers base
- ✓ **White Goods:** good potential of growth, e.g. washing machines with still very low level of penetration
- ✓ **Capital Goods:** high potential of growth, e.g. O&G, Energy, Pulp and Paper, Sugar Industry.

### Bright spot Focus: Agrobusiness: Growth higher than GDP expected until 2022

Brazil is the largest global production of coffee, orange and sugar; largest global exporter of meat and poultry ; second global production soya bean; and largest global production of sugarcane and leader of exports of sugar and ethanol.

### Examples of stainless steel solutions in the Agrobusiness:

#### Equipment for the transport and sterilization of Palm fruits



#### Equipment for washing gases from biomass burning



#### Slats of metallic conveyor belt for the transport of sugarcane

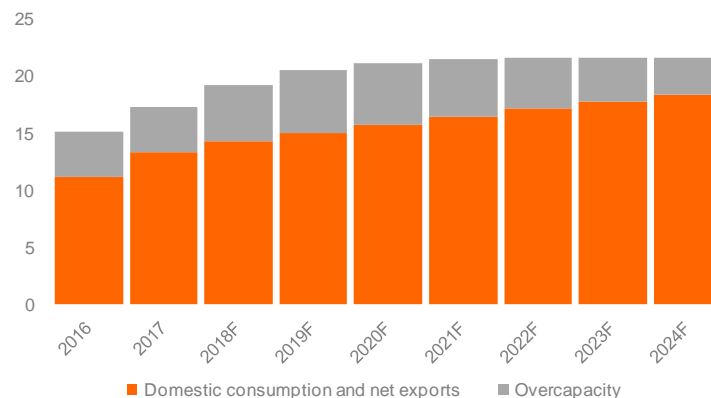


A Brazilian market in recovery mode with growth potential and opportunities for the stainless steel market

**Upstream operational capacity of the Chinese Industry  
(In million tonnes)**



**Downstream operational capacity of the Chinese Industry  
(In million tonnes)**



2013

Europe imposes definitive anti-dumping duty rates of up to 25.3% on stainless steel cold rolled imports from China, and up to 6.8% on imports from Taiwan.

2018

March

June

July

Brazil imposes 5Y anti-dumping duties on selected countries on stainless steel: flat, welded tubes & electrical steel (GO and NGO),

2015

USA announces tariff measures of 25% on imported steel and 10% on aluminium with quota for Brazil

Brazil imposes 5Y anti dumping duties on austenitic stainless steel tubes

Europe announces provisional safeguard measures

**Trade measures in a context of Asian overcapacities**

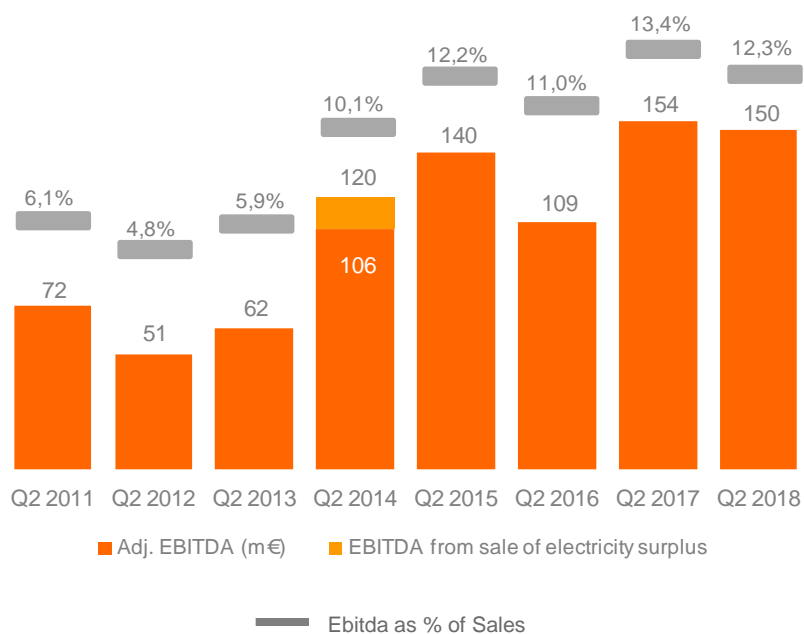
# Aperam's performance

# Aperam's performance

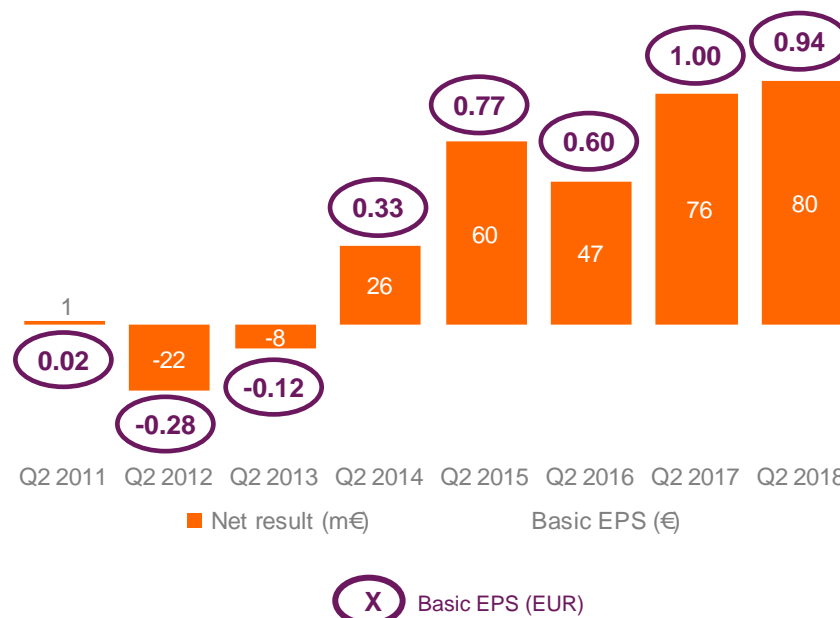
## Year on Year evolution of profitability



Adj. EBITDA evolution (EUR million)



Net Income evolution (EUR million)



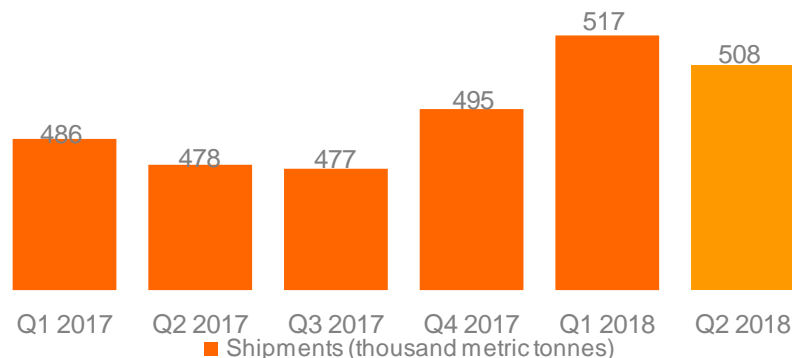
Quarterly improving and solid operational performance

# Aperam's performance

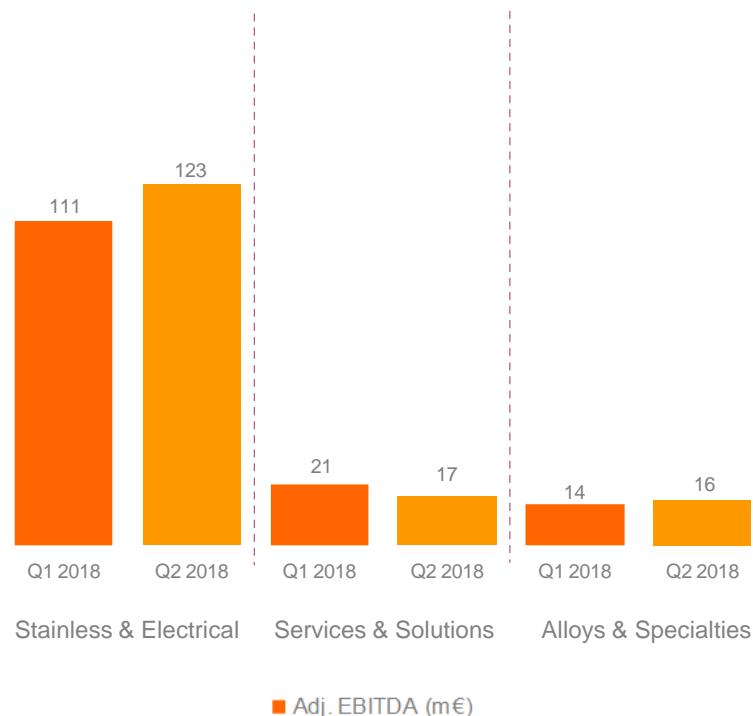
## Quarter on Quarter evolution of profitability



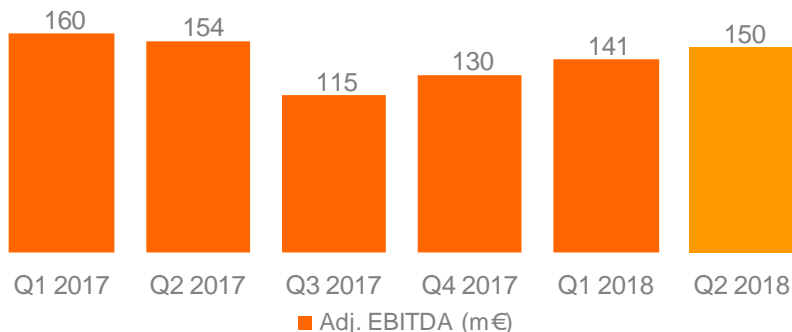
**YoY growth in shipments in context of import pressure in Europe and truckers' strike in Brazil**



**Robust divisional performances despite challenging market conditions**



**Improved operational results in Q2 2018 benefiting from a robust business model <sup>[2]</sup>**



**EBITDA of 295 EUR/t in Q2 2018, higher than 273 EUR/t in Q1 2018**

<sup>[1]</sup> Difference with total Aperam's quarterly EBITDA comes from the Others & Eliminations

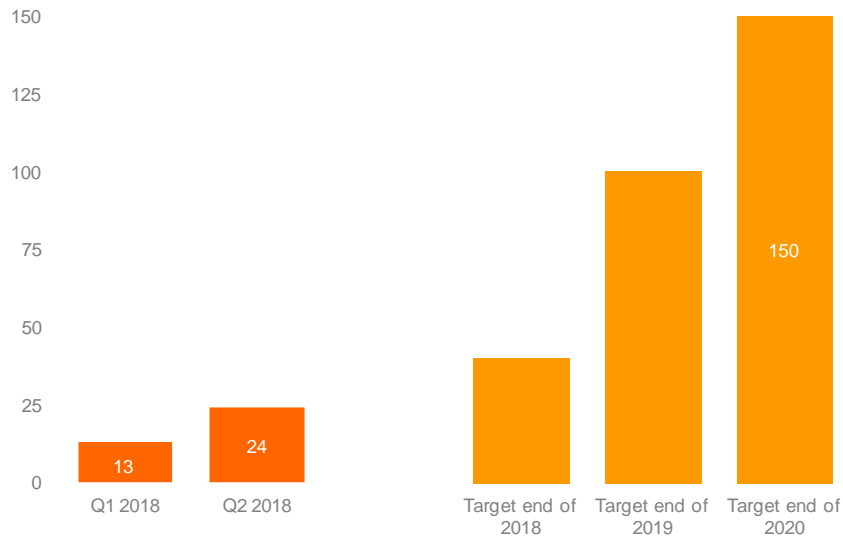
<sup>[2]</sup> Adjusted EBITDA excludes EUR 8 million one-off charge mainly related to indirect taxes amnesty settlements in Brazil in Q3 2017

# Aperam's performance

## Leadership Journey Phase 3 (Transformation Program)



### Annualized EBITDA cumulated gains (EUR million)



EUR 150 million of annualized gains by the end of 2020  
**EUR 24 million reached by end of Q2 2018.**

### Key pillars of the Phase 3 Transformation Program

#### New technologies

Accelerate productivity gains by implementation of latest technology and breakthrough in automation with development of robotics, sensors and integrated production lines

#### Innovation

Development of new applications and solutions.

#### Leaner

Realize full potential of digitized, connected and collaborative organization  
Promote data acquisition technology along the production route

#### Value added Services

Stainless steel one stop shop for services, supply chain transformation, e.g. Haan steel service center (Germany)

EUR 150 million of capex over 2017-2019.  
Capex spent until Q2'18 €37m

**Transformation Program remains on track with good progress on all pillars**



# Aperam's value strategy: Customer focus and self-help

# Aperam's value strategy

## Leadership Journey



### Aperam Mission

### Aperam continuously reinforced Leadership Journey®

- 1 Be a sustainably safe company
- 2 Deliver best in class profitability and returns
- 3 Be the preferred Supplier



		Total target gains
1	2011-2013: LJ phase 1 - Restructuring	USD 350m
2	2014-2017: LJ phase 2 – Asset upgrade	USD 225m
3	2018-2020: Leadership Journey® phase 3 - TRANSFORMATION	EUR 150m

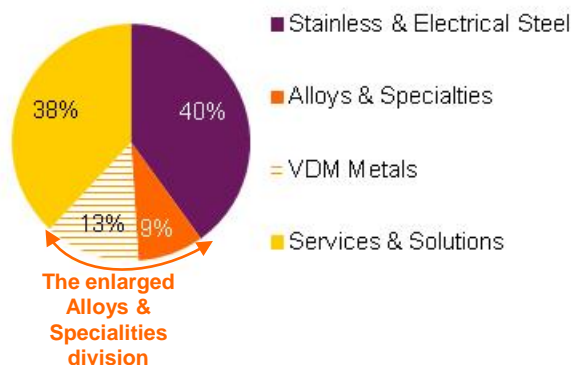
Transform the company to achieve the next structural profitability improvement

# Aperam's value strategy

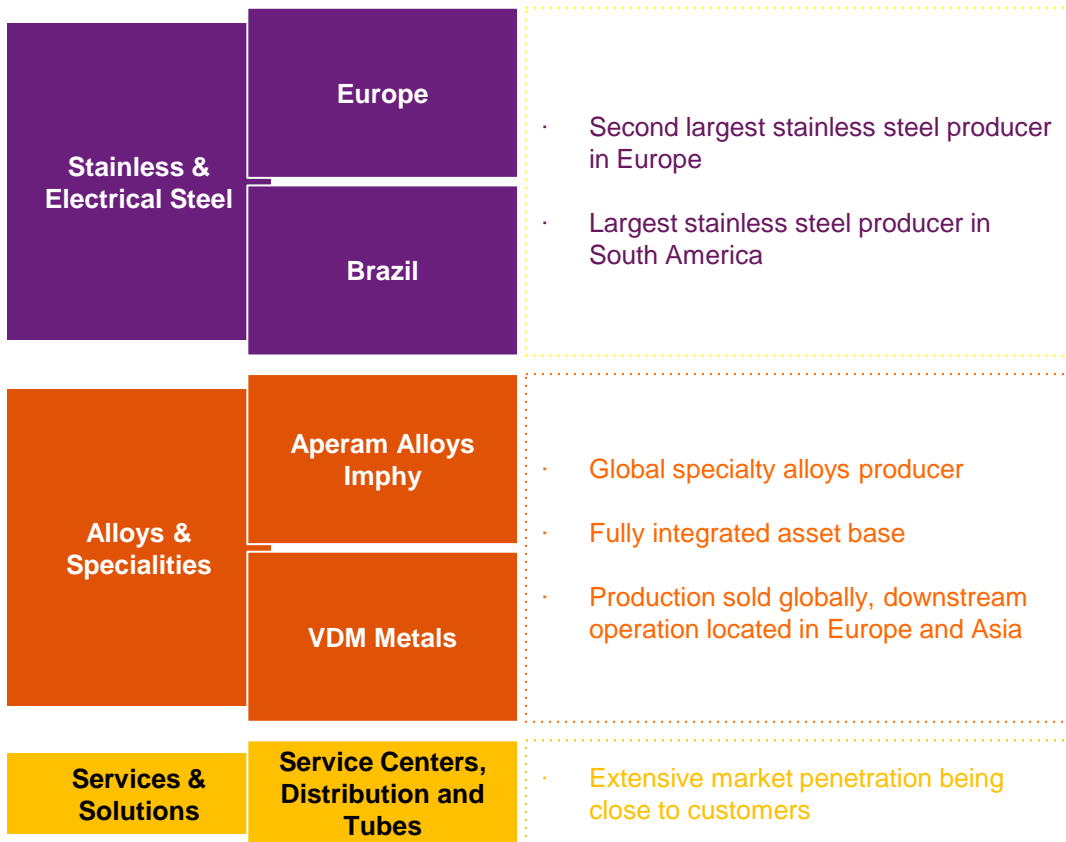
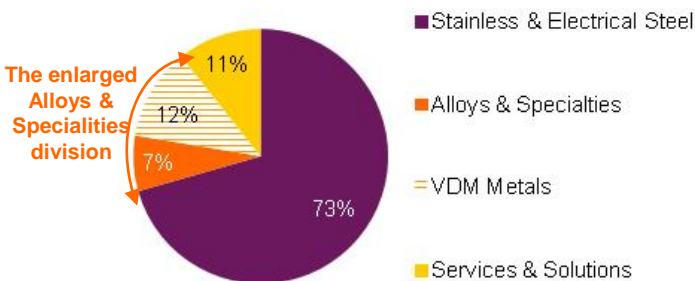
## Reinforcing our industry-leading asset portfolio



### Proforma Revenue by division <sup>1, 2</sup> (FY17)



### Proforma EBITDA by Division (FY 17)



A global, diversified and integrated platform

1. Aperam figures based on last audited FY2017 ending December 31, 2017 and VDM figures based on last Audited FY2017 ending September 30, 2017  
 2. Revenues based on VDM net sales from alloys production and other activities, but excluding Nickel trading sales

## VDM Metals: a transformative transaction

### Structure

- 100% of VDM Metals Holding GmbH and related entities

### Value consideration

- Total Enterprise Value of €596m incl. €123m of pension liabilities, €35m net financial debt, purchase price €438m
- Equivalent to 7.8x EV/EBITDA before synergies, based on audited year-ended 30 September 2017 EBITDA €76m (LTM 28 February 2018 EBITDA is €81m)
- Book value of €225m for Operating Working Capital as of 30 September 2017
- Locked Box as of 30 September 2017: VDM's subsequent economic results and cash flows to buyer's account

### Financing

- All cash and debt financed
- Aperam will continue to maintain a strong balance sheet consistent with investment grade ratios with a pro forma NFD/EBITDA of 0.7x as of 31 December 2017

### Conditions precedent

- Standard regulatory approvals including merger control approvals
- Transaction approved by the Board of Directors

### Timetable

- Expected closing during second half of 2018

### Value accretive deal

- The right price & right timing
- Targeting about €20m per annum of synergies by 2020
- Acquisition to be EPS and FCF enhancing from year 1 (with synergies to come on top)
- Maintain existing shareholder payout policy (between 50% to 100% of EPS) with progressive dividends
- Aperam believes its enlarged Alloys & Specialities division should be valued at a premium multiple to stainless steel

**A transforming and value-unlocking transaction for Aperam  
while maintaining a strong balance sheet consistent with investment grade ratios**

# Aperam's value strategy

Specialty alloys is a growing and premium niche segment



- **R&D intensive industry** to offer innovative solutions and anticipate new applications
- Deeply rooted culture of close collaboration between research and industrialisation

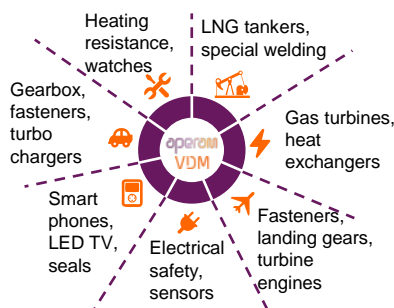
## Key R&D figures (based on FY17)

	aperam	VDM	Combined
Cooperation contracts	37	56	93
Total registered patents	188	407	595
Sales of new products	9%	10%	~10%

**Innovation is core to premium specialties...**

- **Higher growth end applications**
- “Kilogram” market: unique products designed to answer precise and high-tech needs globally
- Strong end-market diversity with increasing and evolving requirements underpinned by **positive mega-trends**

## Key end-markets / application types



**...as sector is driven by highly sophisticated and evolving needs...**

- **Less exposed to commodity cycles** as cost of raw materials passed through to customers
- Long-standing client relationships providing good visibility on volumes, and outlook with high proportion of recurring revenue

## EBITDA margins by Aperam division

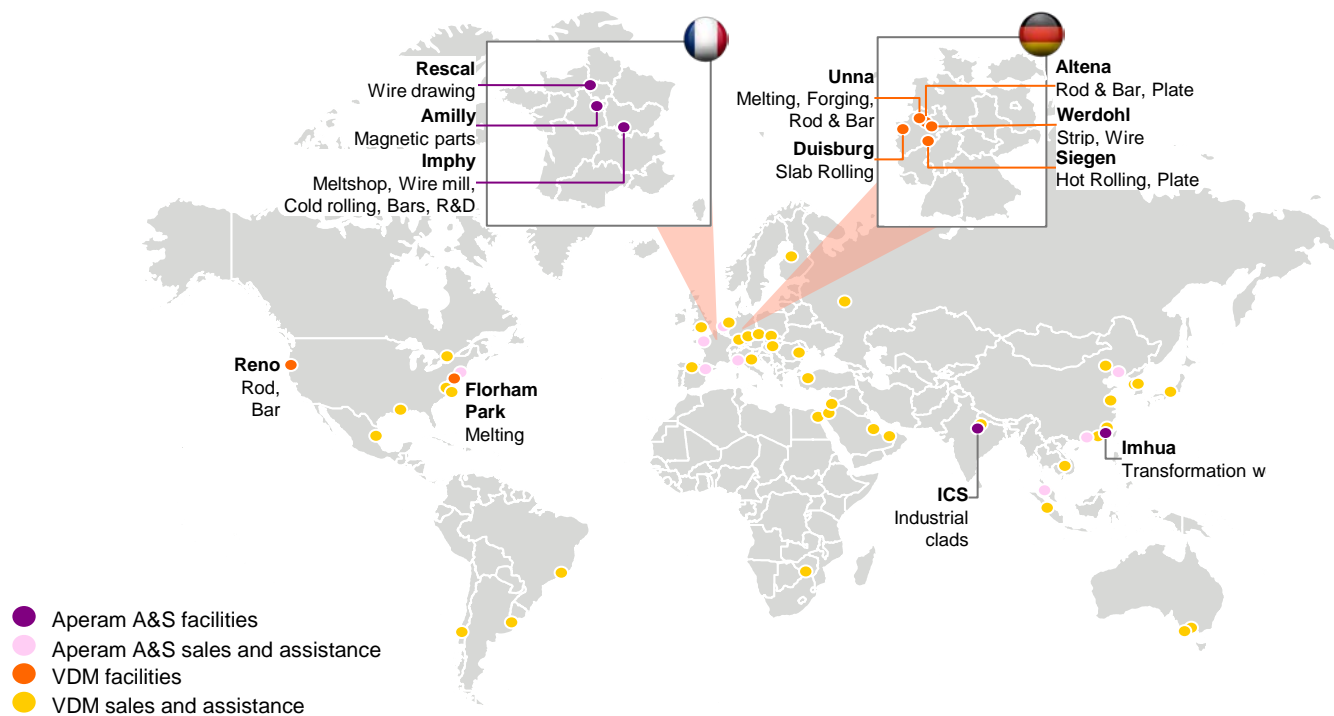


**...providing growth opportunities and margin stability**

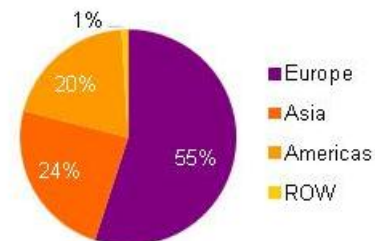
**A select suite of customers in advanced industries requesting tailored, certified and highly sophisticated solutions**

# Aperam's value strategy

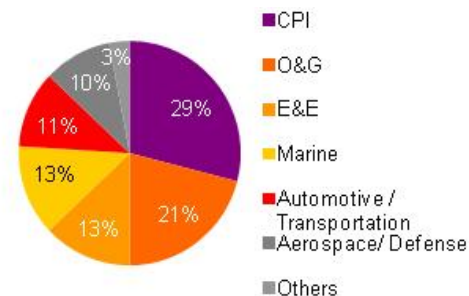
## A global specialty alloys producer



Sales by region (FY17 PF<sup>1</sup>)



Sales by end-market (FY17 PF<sup>1</sup>)



**Well-invested complementary industrial footprint enhanced by value-added downstream operations**

**Multiple optimisation opportunities and broad value chain improvement**

**Technical expertise and global sales force with regional specialists for customer support**

**Potential to enhance presence in developing countries**

**A global, high value added business within the Group's portfolio**

Notes:  
1. Aperam Alloys figures based on last Audited FY2017 ending December 31, 2017 and VDM figures based on last Audited FY2017 ending September 30, 2017

## Investment project to further transform Aperam's European footprint



### Genk AOD converter , cold rolling and annealing & pickling line

- On January 30, 2018, Aperam announced a new investment project in its Genk plant (Belgium) consisting of a new Cold Rolling and Annealing and Pickling Line.
- This investment project targets to further transform our business with state of the art modern lines using latest technology, to enlarge our product range to the most demanding applications, to improve lead-time and flexibility to the market demand, to increase efficiency and cost competitiveness of our assets, and to continuously enhance our health, safety and environmental impact.
- On July 31, 2018, Aperam announced a new investment project in its Genk plant (Belgium) consisting of an AOD (Argon Oxygen Decarburization) converter.
- This investment project targets to further enhance cost competitiveness including energy, yield , productivity improvement and higher flexibility.
- The total CAPEX for Genk footprint projects (including this investment in AOD converter, earlier announced investment in Genk cold rolling and annealing & pickling line , and the auxiliaries and utilities) is about EUR 200 million and planned to be completed during first half of 2020.

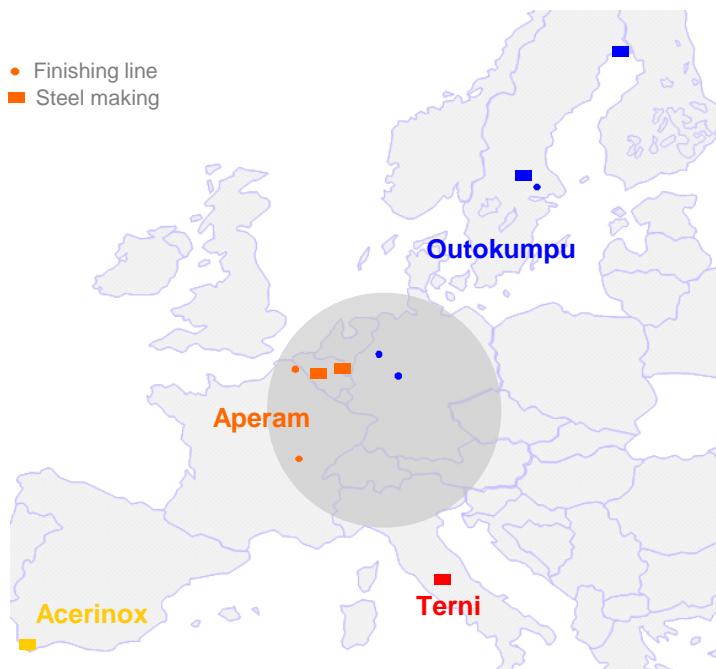
**2018 CAPEX spend remain within earlier global guidance range between EUR 185 million to EUR 200 million**

# Aperam's value strategy

## Leverage Aperam's unique position in Europe



### European stainless steel industry footprint after restructuring



### Key strengths of the European operations of Aperam

#### Sourcing

- The only integrated upstream operations in the heart of Europe, with the best access to scrap supply

#### Logistics

- Best location to serve the biggest consumption areas of Europe
- Performant logistics between sites for a working capital management at the benchmark of the industry

#### Production

- Full range of products with flexible capacity
- Enhancing recycling with scrap in line with objectives of circular economy
- A strategy to be a cost benchmark on the key products of Aperam

Closest location to major scrap generating regions as well as major stainless consumers in Europe



# Aperam's value strategy

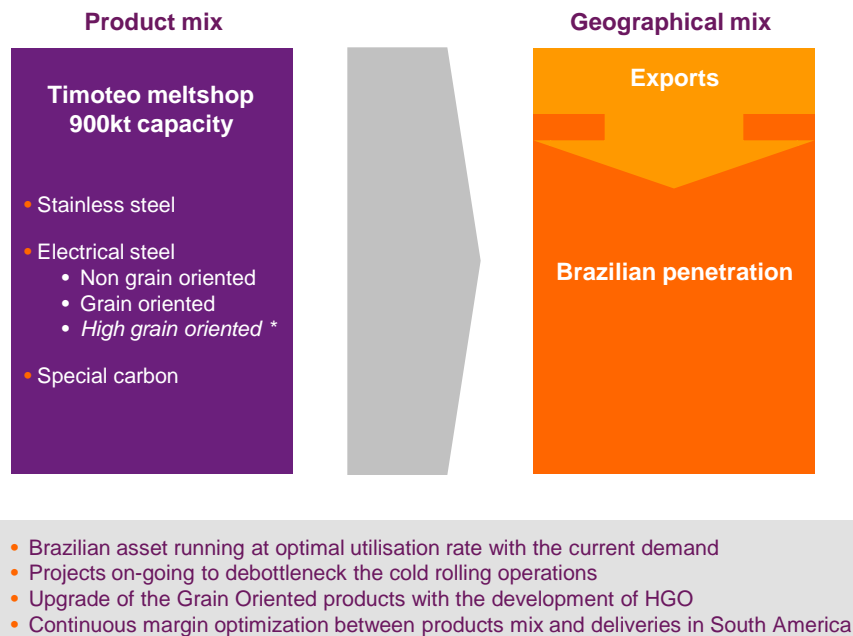
## Flexibility and Agility to manage profitable operations in Brazil



### Key pillars



### Aperam's assets optimisation in South America



Flexibility & agility has enabled to largely offset the negative impacts of the economic trough since 2015 with continued solid double digit EBITDA margin

# Aperam's value strategy

## Sustainability is fully embedded in Aperam Strategy



### Social

Our People are our greatest asset.

Their Safety is our priority, their development is a key to our success.

- **LITFR : 1.42** (vs. 1.46 in 2016) - target at 1 (all employees).
- **84%** of our employees **recommend Aperam as a good place to work**, which confirms our rating among **Brazilian top employers**.<sup>[1]</sup>
- **Absenteeism: 2.19** (as in 2016) - target at 2.
- 2017 **Performance review: 99%** of Exempts, **84%** of White collars, 68% of Blue collars - target at 100%.
- 2017 Training hours **+4%** (vs. 2016)



### Environment

We provide the “greenest steels” and constantly reduce our production costs and impacts.

- **CO<sub>2</sub> intensity<sup>[2]</sup> reduction >34%** - almost at target to -35% by 2020 vs. 2007, thanks to maximal usage of own charcoal.
- **Energy intensity<sup>[2]</sup> reduction: >8%** (from 6% in 2016) - on track towards our target at -10% by 2020 vs. 2012
- **93% reuse/recycle** performance - target at 100%.
- **95.3% of water in closed circuits** (stable vs. 2015)
- **Steep decrease in Dust emissions >22%** vs. 2015 due to a strong action plan.



### Governance

We lead by example and maintain constant engagement with all our Stakeholders in quest of mutually beneficial solutions.

- **Best practice in Corporate Governance** reflected in our:
  - > **Board composition**
  - > **Risk management approach**
  - > **Extensive Compliance plan**
- Strong **Customer & Innovation** focus with **+20 pt in % of sales in new products** vs. 2015
- **CSR indicators** cascaded within the entire organisation.
- Leadership/Excellence level 2017 **ESG ratings**



<sup>[1]</sup> For the seventh consecutive year, Aperam South America was selected as one of the best companies to work for by Guia Você S/A, in recognition of our work on employee health and wellbeing.

<sup>[2]</sup> Per ton of crude steel

## Aperam's value strategy

Aperam preserves its financial policy and strong credit profile while maximising the long-term growth and value accretion for shareholders

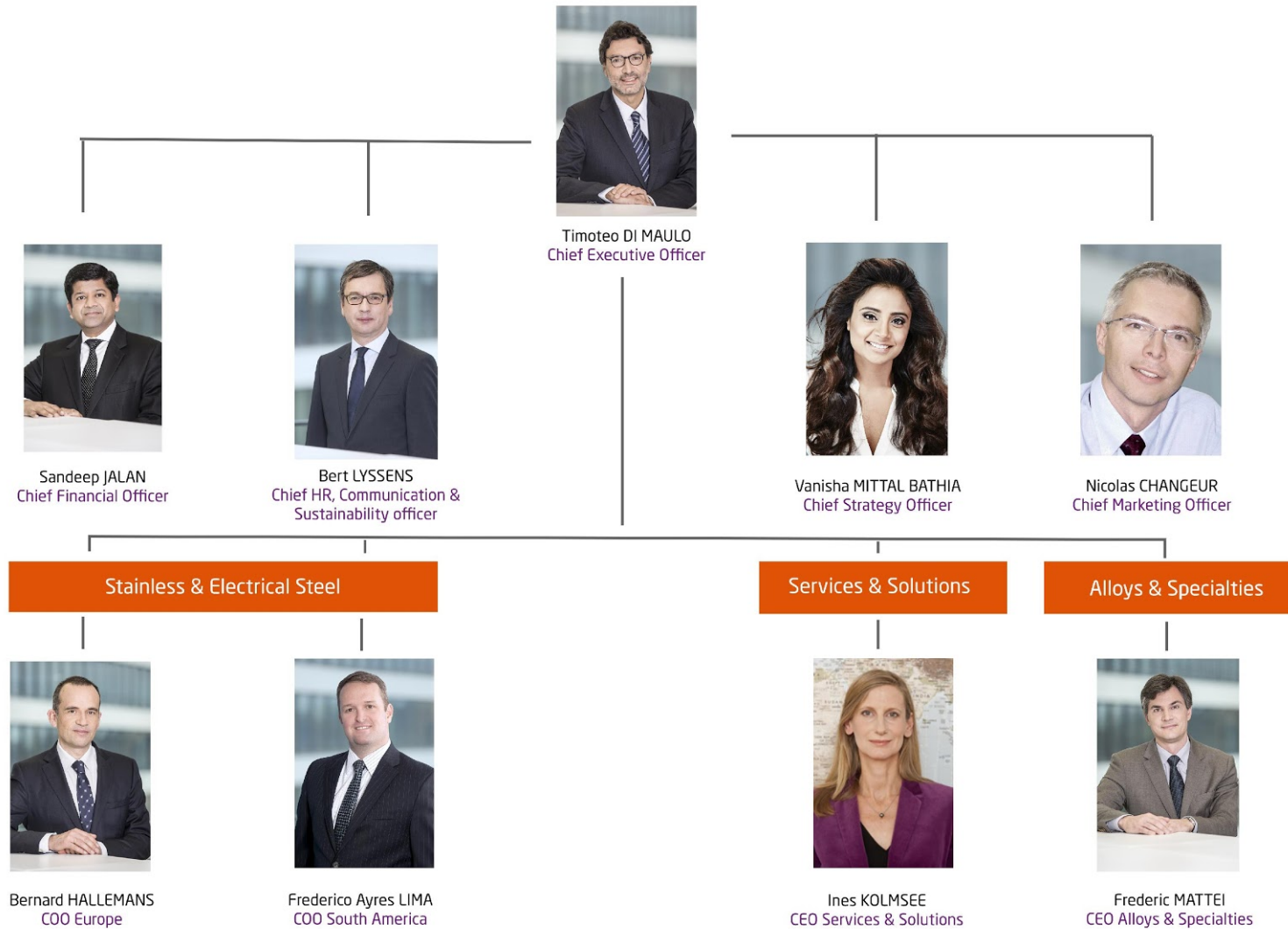


	Financial Policy	2018
Company sustainability	Invest in sustaining and upgrading the company's assets base to continuously reinforce Transformation Program and Top Line Strategy	CAPEX 2018 reaffirmed at EUR 185 - 200 million
Value accretive growth & M&A	Compelling growth and M&A opportunities with high hurdle rate	VDM Purchase Price EUR 438 million
Dividend policy	A base dividend, anticipated to progressively increase over time (as the company continues to benefit from its strategic actions and capture growth opportunities). The company targets a NFD/EBITDA ratio of <1x (through the cycle). In the (unlikely) event that NFD/EBITDA exceeds 1x then the company will review the dividend policy	Dividend per share of USD 1.80 per share
Extra cash utilization	Remaining excess cash will be utilized in the most optimal way	Share buyback of USD 82 million / 1.8 million shares Repurchase of convertible bonds 2021 EUR 25.8m (until 31 <sup>st</sup> July 2018)

Aperam captures value accretive opportunities while continuing a solid financial policy with a strong balance sheet and while maintaining a total payout to shareholders between 50% to 100%

# Appendix

# Aperam's Leadership Team



Type of products	Import duties status	Anti-dumping status
<b>Stainless Steel Flat Products</b>	✓ Normal import duties are 14%	✓ AD duties starting October 4 <sup>th</sup> , 2013 for 5 years from 236 USD/t to 1,077 USD/t for CR 304 and 430, in thicknesses between 0.35mm and 4.75mm from China, Finland, Germany, South Korea, Taiwan and Vietnam.
<b>Stainless Steel Welded Tubes</b>	✓ 14% of Import duties Stainless Steel welded tubes.	✓ AD duties starting July 29 <sup>th</sup> , 2013 for 5 years and up to 911USD/t for imports from China and Taiwan. Renewal investigation launched on July 16 <sup>th</sup> , 2018 ✓ AD duties starting June 13, 2018, for 5 years from U.S.\$367/t up to U.S.\$888/t for imports from Malaysia, Thailand and Vietnam.
<b>Electrical steel – Non Grain Oriented</b>	✓ 14% of Import duties on NGO.	✓ AD duties starting July 17 <sup>th</sup> 2013 for 5 years from 133 USD/t to 567 USD/t for imports from China, South Korea and Taiwan. ✗ On August 15, 2014, Camex released NGO AD partially, giving 45Kt of imports in the next 12 months without AD penalties. ✓ On November 4, 2015, Brazilian authorities decided to end up the existing quota of imports without AD and fixed the AD duties from 90 USD/t to 132,5 USD/t ✓ Renewal investigation launched on July 16, 2018. An investigation has also been launched against Germany on May 09, 2018.
<b>Electrical steel – Grain Oriented</b>	✓ Normal import duties are also 14%	

### Tariff measures to support fair market environment in Brazil

### European Union measures since 2014

#### Anti-dumping development in Europe

- On March 25, 2015, European Commission implemented provisional duties from 24-25% for China and 10-12% for Taiwan. Anti-dumping duties were applicable during this period with regularisation to be done once final decision would be taken.
- On August 27, 2015, the European Commission Implementing Regulation largely confirmed existing provisional measures and imposes definitive anti-dumping duty rates of up to 25.3% on SSCR imports from China, and up to 6.8% on imports from Taiwan.
- On August 11, 2016, the European commission announced that they initiated an absorption reinvestigation concerning imports of stainless steel cold-rolled flat products originating in Taiwan. On April 11, 2017, the European Commission confirmed the duties against Taiwan until at least August 2020.

#### Safeguard Measures in Europe

- Pursuant to the safeguard investigation launched on 26 March 2018, the European Commission on 18 July 2018 imposed provisional safeguard measures on imports of stainless steel products (CR and HR) into the EU in form of tariffs of 25% imposed once imports exceed the quota (average of imports over the last three years). The provisional safeguard measures will remain in place for a maximum of 200 days with the European Commission to take final conclusion, at the latest by early 2019. If all conditions are met, definitive safeguard measures will be imposed as a result.

*"The US tariffs on steel products are causing trade diversion, which may result in serious harm to EU steelmakers and workers in this industry. We are left with no other choice than to introduce provisional safeguard measures to protect our domestic industry against a surge of imports. These measures nevertheless ensure that the EU market remains open, and will maintain traditional trade flows."*

Said Commissioner for Trade Cecilia Malmström, July 18, 2018

**The recent provisional safeguard measures demonstrate the European will to fight against unfair trade behaviour**

Q&A

aperam