

First quarter 2014

May 7, 2014

အပြေရာသီ

Disclaimer



Forward-Looking Statements

This document may contain forward-looking information and statements about Aperam and its subsidiaries. These statements include financial projections and estimates and their underlying assumptions, statements regarding plans, objectives and expectations with respect to future operations, products and services, and statements regarding future performance. Forward-looking statements may be identified by the words “believe,” “expect,” “anticipate,” “target” or similar expressions. Although Aperam’s management believes that the expectations reflected in such forward-looking statements are reasonable, investors and holders of Aperam’s securities are cautioned that forward-looking information and statements are subject to numerous risks and uncertainties, many of which are difficult to predict and generally beyond the control of Aperam, that could cause actual results and developments to differ materially and adversely from those expressed in, or implied or projected by, the forward-looking information and statements. These risks and uncertainties include those discussed or identified in Aperam’s filings with the Luxembourg Stock Market Authority for the Financial Markets (Commission de Surveillance du Secteur Financier). Aperam undertakes no obligation to publicly update its forward-looking statements or information, whether as a result of new information, future events, or otherwise.

Introduction & overview



Highlights:

- Health and Safety frequency rate of 1.0x in Q1 2014 compared to 1.0x in Q4 2013
- Shipments of 475 thousand tonnes in Q1 2014, an 8% increase compared to shipments of 441 thousand tonnes in Q4 2013
- EBITDA of USD 129 million in Q1 2014, compared to EBITDA of USD 84 million in Q4 2013
- Basic earnings per share of USD 0.24 in Q1 2014
- Cash flow from operations amounted to USD 20 million in Q1 2014
- Net debt of USD 689 million on March 31, 2014, representing a gearing of 23% compared to a net debt of USD 690 million on December 31, 2013

Prospects:

- EBITDA in Q2 2014 is expected to increase compared to EBITDA in Q1 2014
- Net debt to slightly decrease in Q2 2014

“Our improved performance in the first quarter reflects Aperam’s agility to benefit from a better market environment while continuing to progress on our Leadership Journey® and maintaining net debt under control.”

First quarter 2014

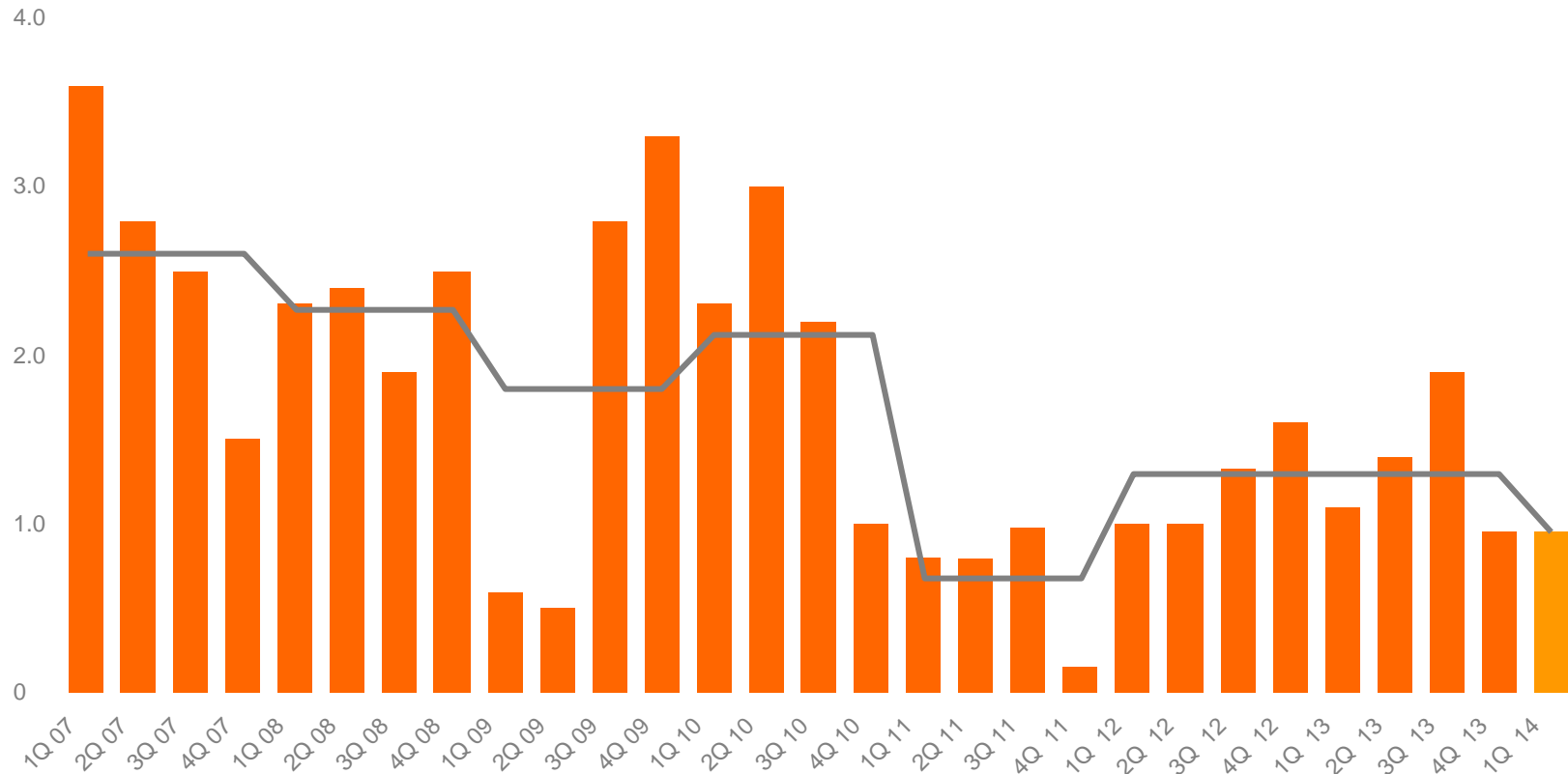


Health & Safety

Health & Safety Performance



Lost Time Injury Frequency rate*



Health & Safety frequency rate of 1.0x in Q1 2014

* WorldSteel-standard: Fr = lost time Injuries per 1.000.000 worked hours; based on own personnel and contractors

First quarter 2014



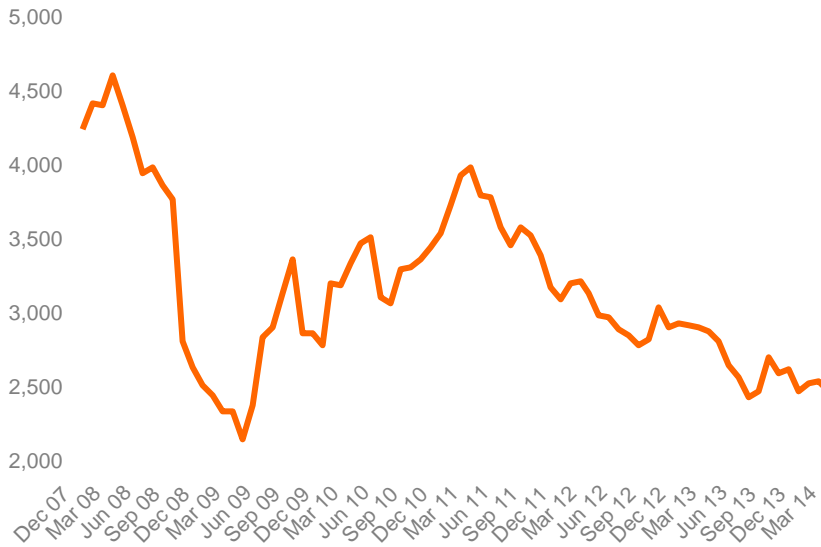
Environment and markets

Environment and markets

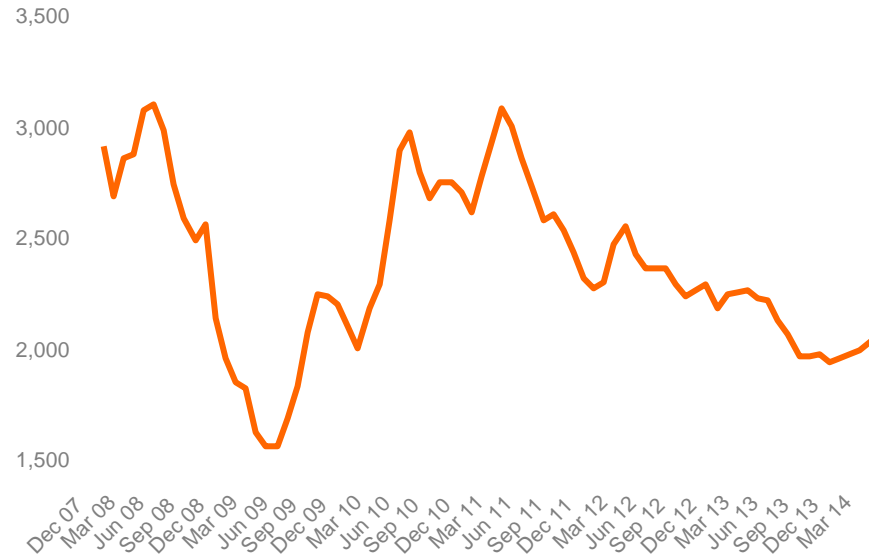
Stainless steel prices



China - CR 304 2B 2mm coil transaction price (USD/t)*



Southern Europe - CR 304 2B 2mm coil transaction price (€t)*



European prices have integrated the full impact of the nickel price increase

*Source: SBB/Platts

First quarter 2014



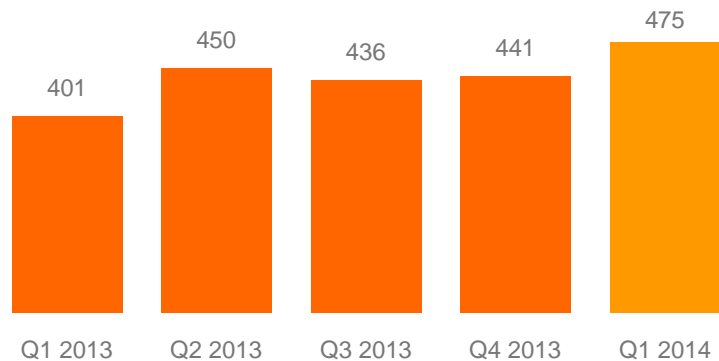
Performance and prospects

Performance and prospects

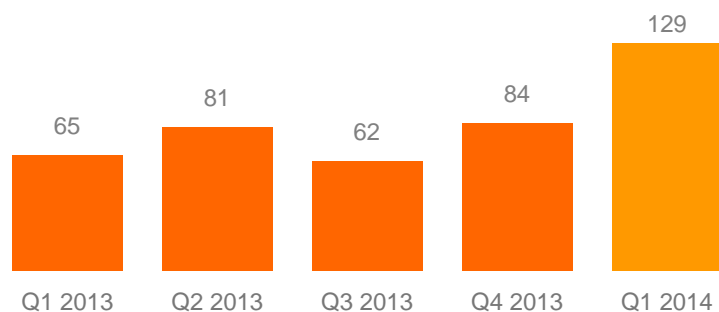
First quarter operating performance



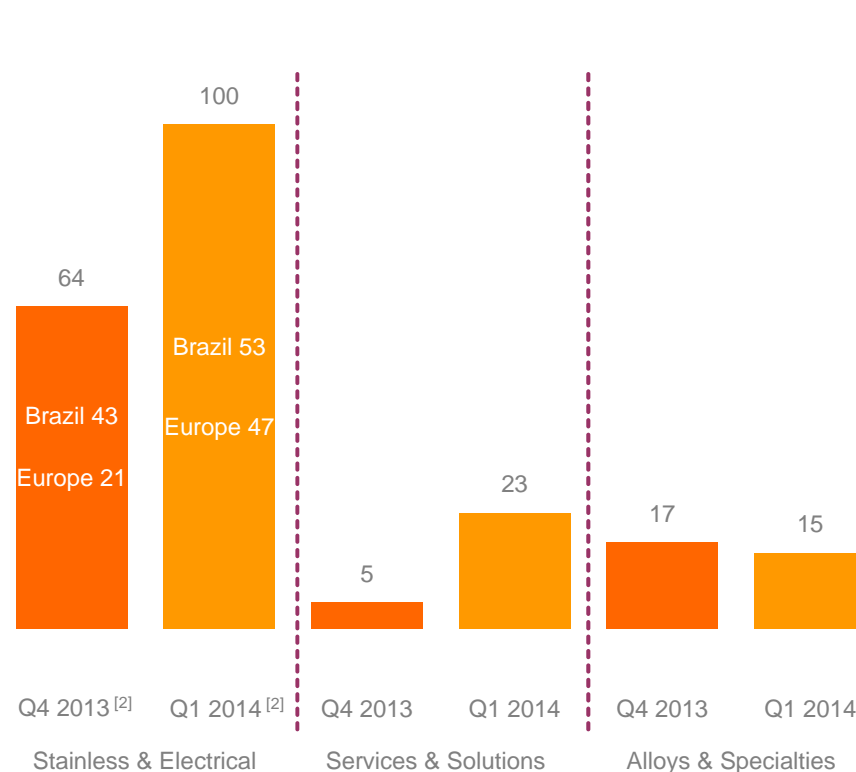
Shipments ('000t)



EBITDA (USD million)



Q1 2014 EBITDA per division (USD million) ^[1]



EBITDA of 272 USD/t in Q1 2014 compared to 190 USD/t in Q4 2013

^[1] Difference with total Aperam's quarterly Ebitda comes from the Others & Eliminations division.

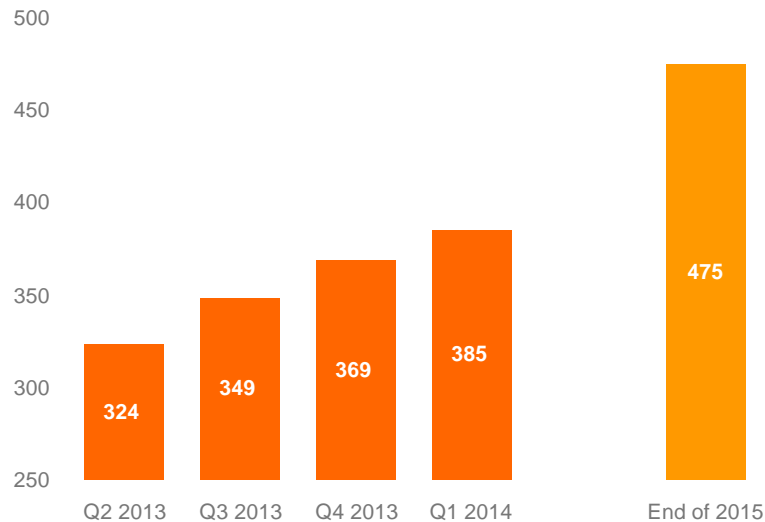
^[2] Bioenergia operations have been transferred starting Q1 2014 from Segment 'Others' to Segment 'Stainless & Electrical'. Accordingly, Brazil Ebitda in Q4 2013 includes Bioenergia performance in this slide as well.

Performance and prospects

Leadership Journey®



Cumulated gains (USD million)



Key projects completed since beginning of 2011

- In Brazil, VSS*, switch from LPG to natural gas and conversion of blast furnace number 2 from coke to biomass.
- In Europe,
 - Suspension of traditional cold roll mill in Isbergues
 - Completion of the new hot annealing and pickling line in Gueugnon
 - Industrial optimization and rationalization (from 29 to 17 tools)
- In Services & Solutions, Service Center expansion in Campinas
- Alloys & Speciality, completion of the Imphy meltshop enhancement

Key projects progressing

- Closure of Firminy (Precision) underway
- Yield and Quality improvement, Sourcing initiative, SG&A reduction through organisation simplification...
- Debottlenecking the finishing line of the Imphy Wire Rod mill (A&S)

Key new projects

- Productivity increase of the downstream facilities in Genk, Gueugnon and Timoteo.

On May 7, 2014, the Board of Directors of Aperam approved an investment of USD 25 million in productivity improvement of the downstream facilities in Genk, Gueugnon and Timoteo.

*VSS – Voluntary Separation Scheme

First quarter 2014



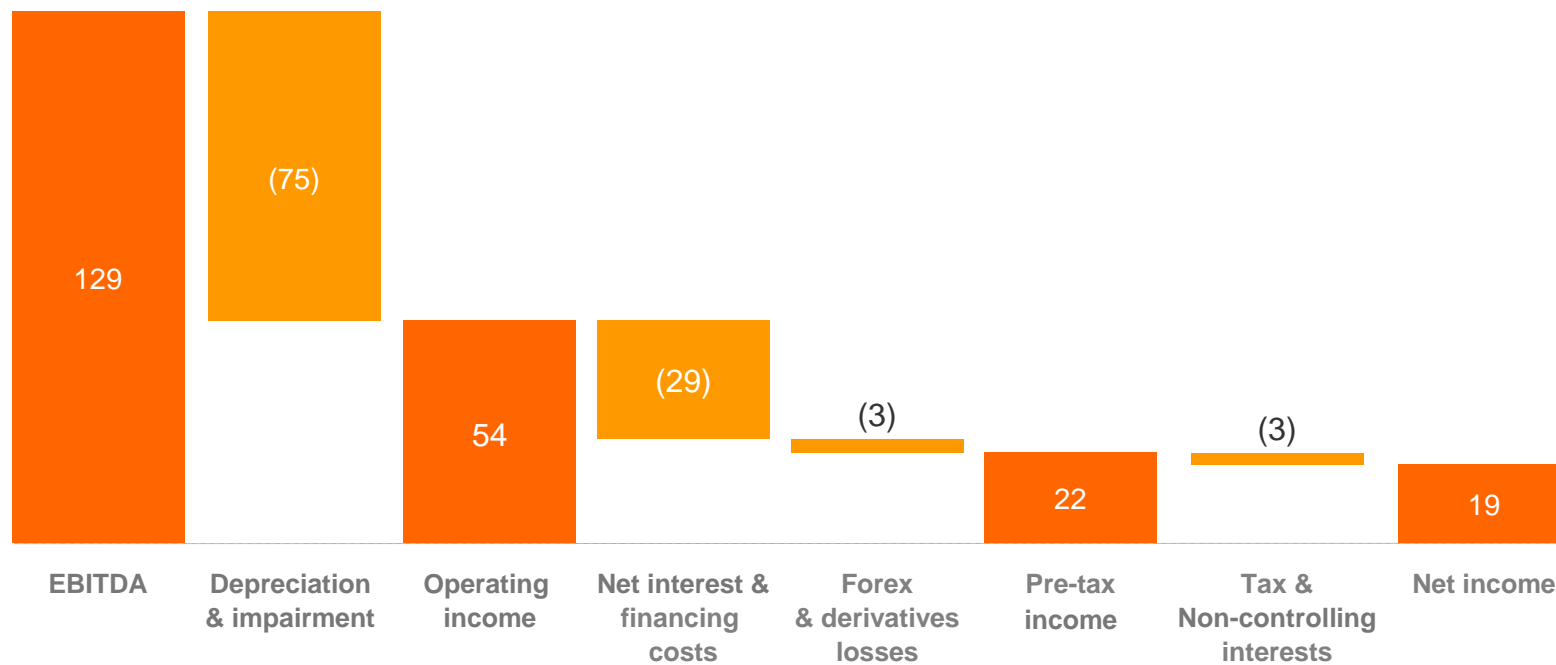
Financial results

Financial results

First quarter P&L highlights



EBITDA to net income (USD million)



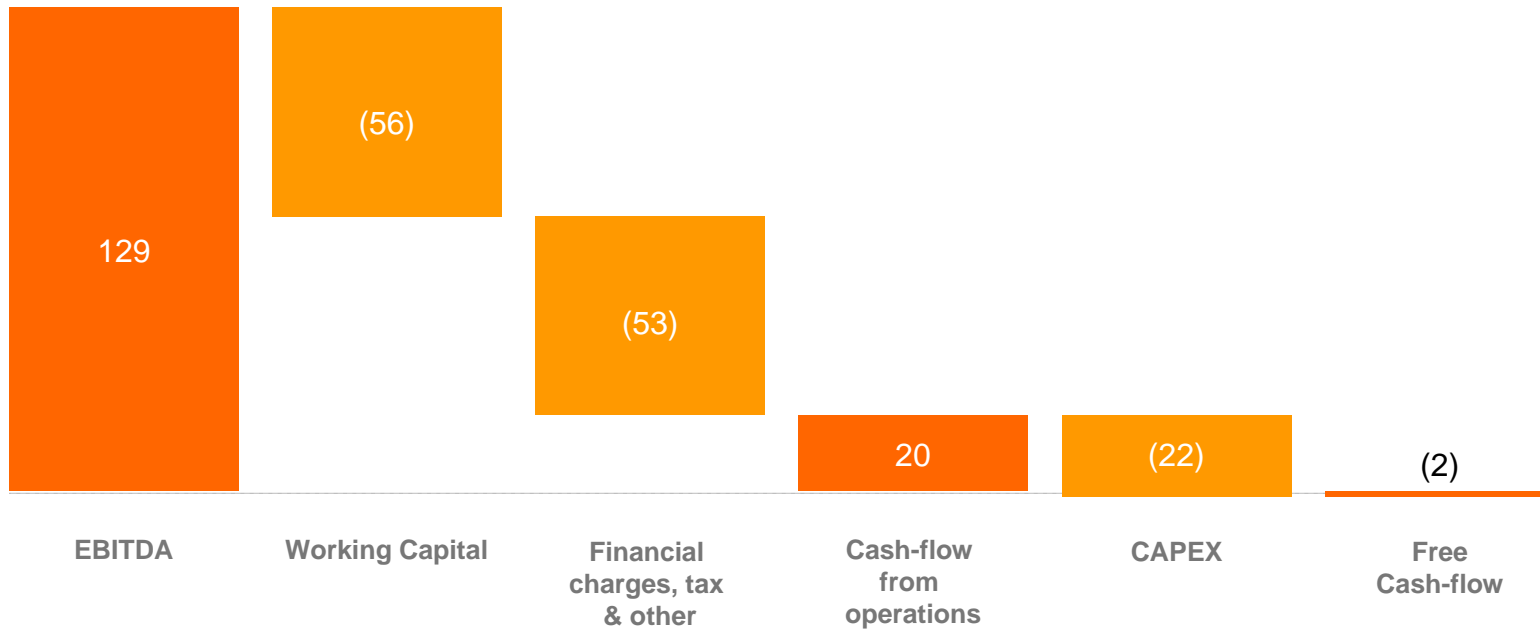
Basic earnings per share of USD 0.24 in the first quarter of 2014

Financial results

First quarter cash flow highlights



Free cash flow (USD million)



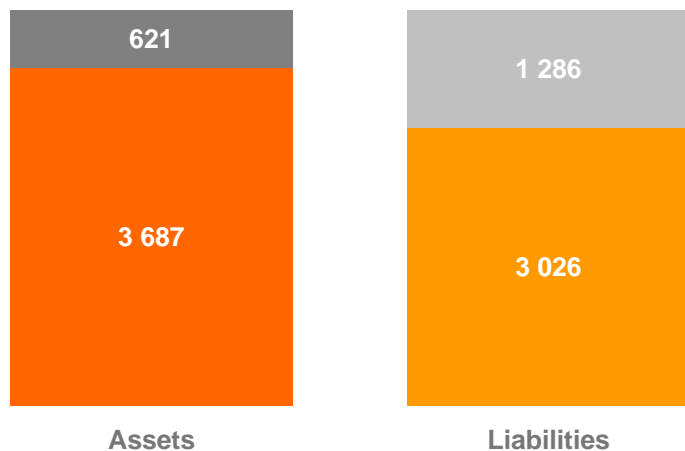
USD 20 million of cash from operations in Q1 2014

Financial results

First quarter balance sheet highlights

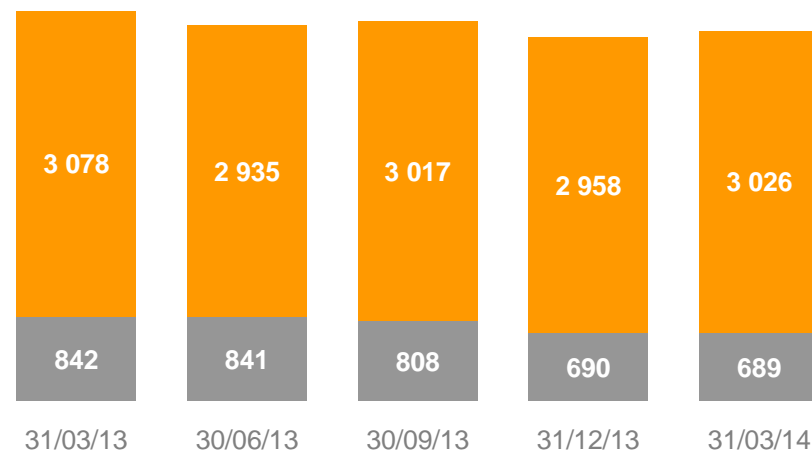


Assets & liabilities (USD million)



- Non-current assets
- Working capital
- Shareholders' equity
- Other net liabilities

Equity & net debt (USD million)



- Net Debt
- Equity

Net debt of USD 689 million, representing a gearing of 23%

First quarter 2013



Q&A