

Global Steel and Mining Conference, Credit Suisse
September 12th, 2017

aperram

Timoteo Di Maulo – Chief Executive Officer

Forward-Looking Statements

This document may contain forward-looking information and statements about Aperam and its subsidiaries. These statements include financial projections and estimates and their underlying assumptions, statements regarding plans, objectives and expectations with respect to future operations, products and services, and statements regarding future performance. Forward-looking statements may be identified by the words “believe,” “expect,” “anticipate,” “target” or similar expressions. Although Aperam’s management believes that the expectations reflected in such forward-looking statements are reasonable, investors and holders of Aperam’s securities are cautioned that forward-looking information and statements are subject to numerous risks and uncertainties, many of which are difficult to predict and generally beyond the control of Aperam, that could cause actual results and developments to differ materially and adversely from those expressed in, or implied or projected by, the forward-looking information and statements. These risks and uncertainties include those discussed or identified in Aperam’s filings with the Luxembourg Stock Market Authority for the Financial Markets (Commission de Surveillance du Secteur Financier). Aperam undertakes no obligation to publicly update its forward-looking statements or information, whether as a result of new information, future events, or otherwise.

Aperam's investment case

Being a sustainably safe and profitable company



Aperam's investment case

Solid execution of self help strategy

Leadership Journey®

Phase 1: Restructuring

Phase 2: Asset upgrade

Phase 3: Transformation

Top Line strategy

End-user focus

Cost Leading footprint

Optimized and sustainable European asset base

Sole flat stainless steel producer in South America

Lean organization

Leading industry margins and returns

Cash generation and financial discipline

Strong cash generation through the cycle

Strongest balance sheet in industry

Progressive dividend

Strong shareholder returns (payout 50-100%)

Solid cash generation with strong shareholders' return, thanks to consistent execution of self help strategy and financial discipline. Transformation Program to further improve Aperam's productivity and profitability.

Global Steel and Mining Conference, Credit Suisse
September 12th, 2017



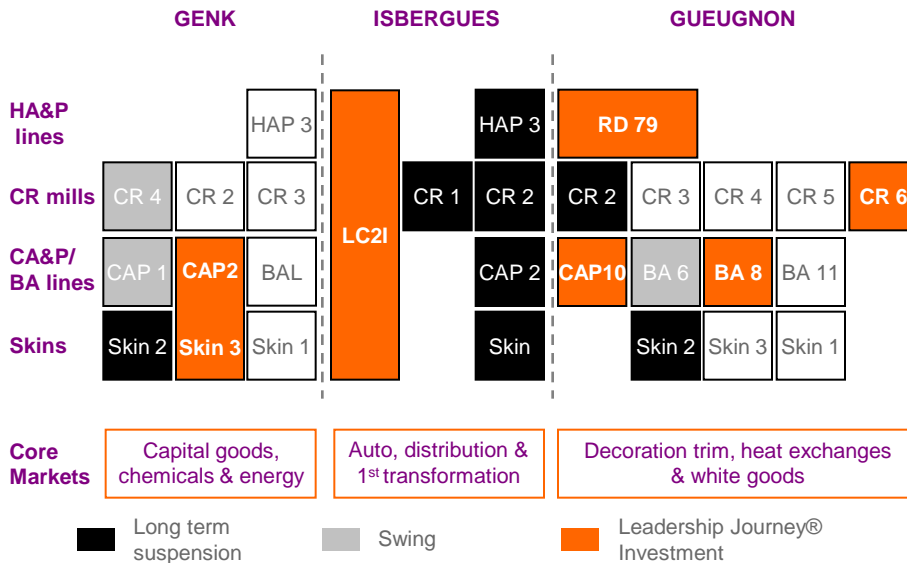
Aperam's fundamentals

Aperam's fundamentals

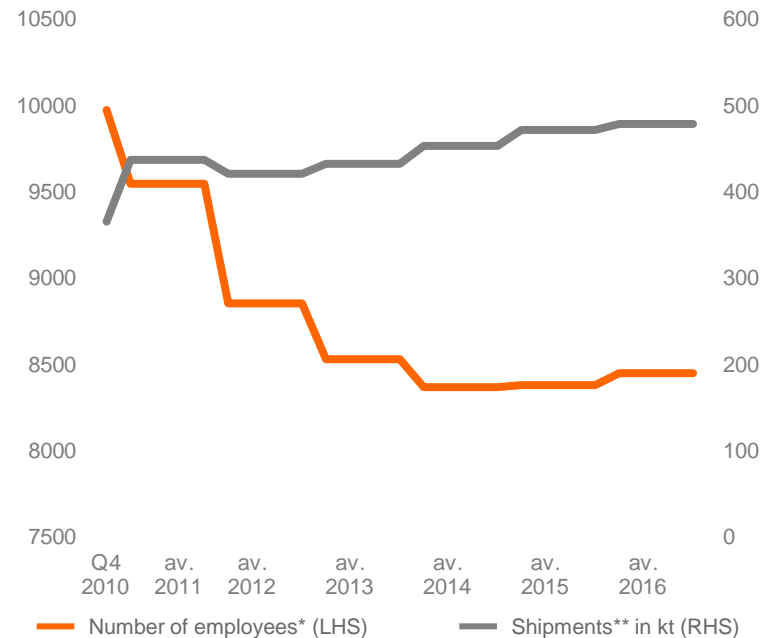
Footprint and productivity breakthrough



Aperam downstream rationalization in EU from 29 tools to 17 tools



Aperam productivity evolution, average



Aperam capacity utilization and productivity have significantly improved with Leadership Journey®

* Full time equivalent excluding Bioenergia

** Quarterly average

Aperam's fundamentals



Unique asset base in South America well adapted to the market

South American Footprint



Upstream integration



Blast furnace fuel needs fully covered through cost competitive and environment friendly captive charcoal from our cultivated forests



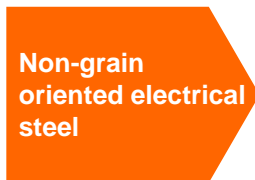
Range of products



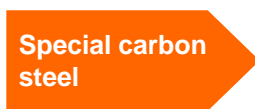
A complete range of stainless steel grades (austenitics, ferritics, duplex, martensitics)



Grain oriented electric steel (GO & HGO) has the magnetic properties optimized in the rolling direction, aiming its use in stationary machines such as transformers.



Non-grain oriented electric steel (NGO) has similar magnetic properties in all directions, aiming its use in electric motors and generators with moving parts.



Completing product portfolio with alloyed, high, medium other special carbon steel.



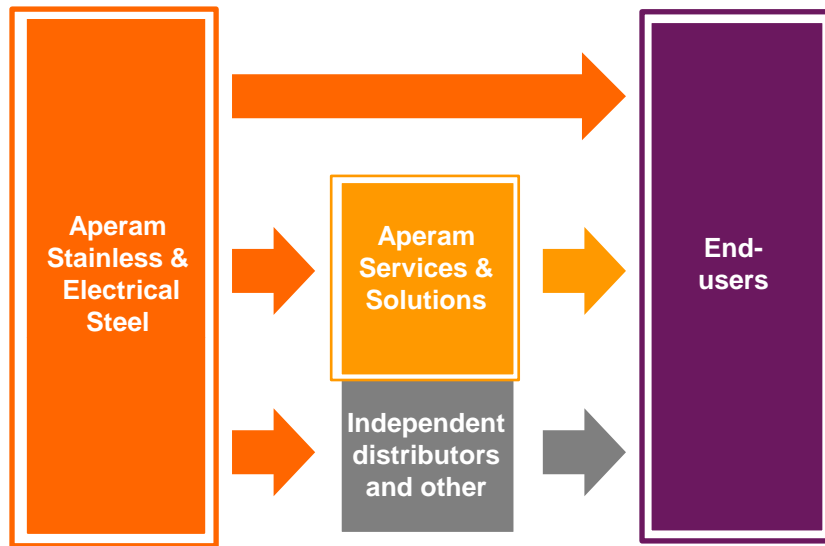
The sole flat stainless steel producer in South America with a complete range of products, including Electrical and Special Carbon Steel, and flexibility between production routes to adapt to market needs

Aperam's fundamentals

Products and services differentiation

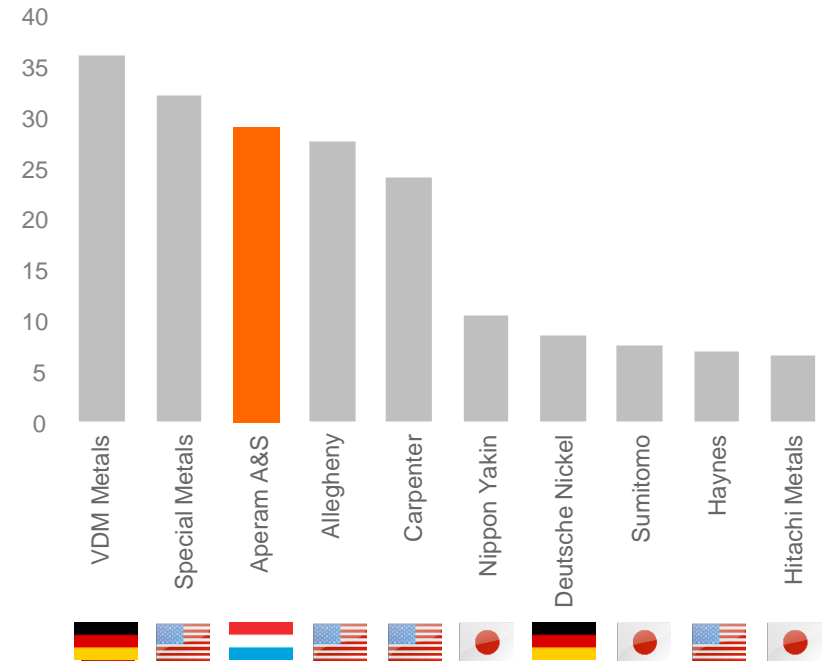


Services & Solutions division



Transformation of Stainless Steel and additional services to better fit needs of end-users

Alloys & Specialties division – ranked number 3 amongst global nickel alloys producers (kt in 2015)*



Enhanced our partnership with customers through focus on downstream added value services and solutions. Alloys & Specialties division caters to highly profitable niche product ranges.

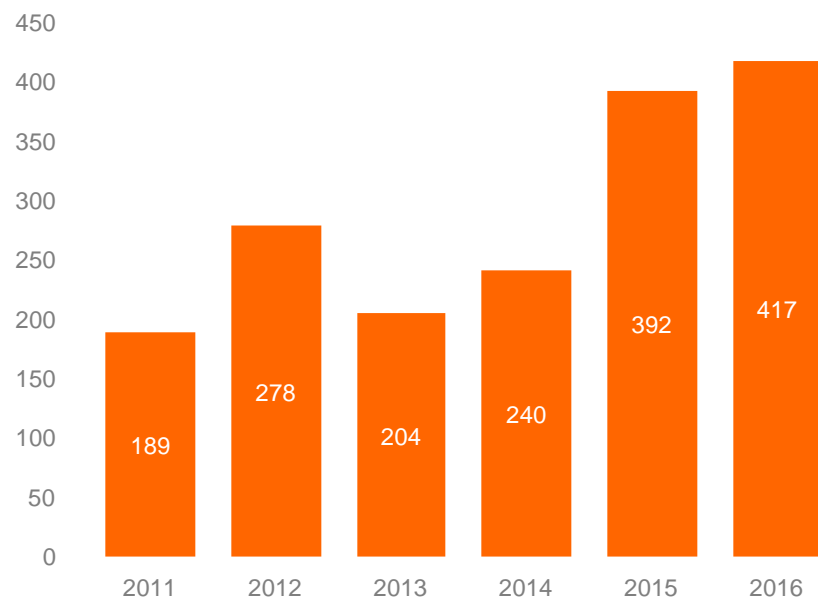
* Source: SMR

Aperam's fundamentals

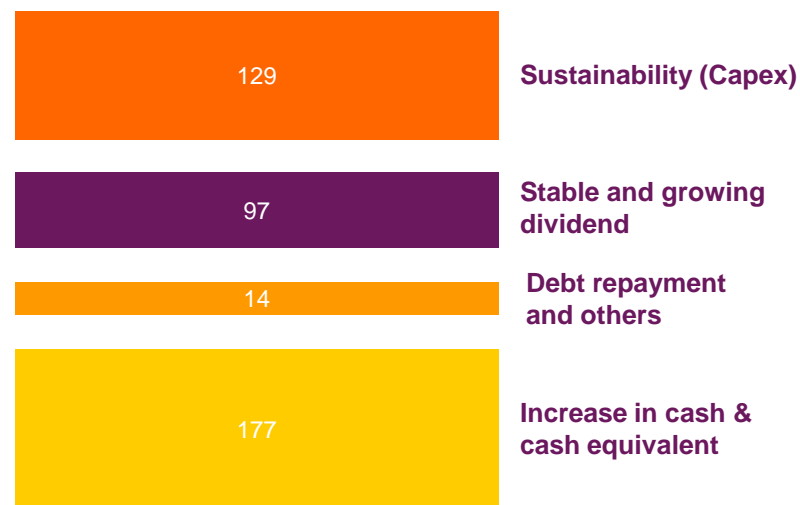
Strong cash generator through the cycle



Cash-flow from operations evolution (USD million)



Cash utilization in 2016 (USD million)



Consistent cash generation through the cycle.

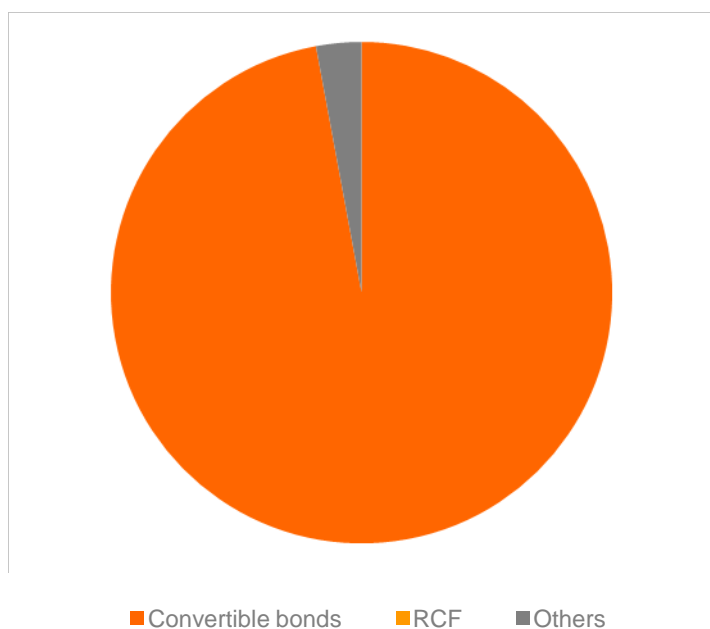
More than USD 157 million returned to shareholder in H1 2017 (versus USD 97 million returned in FY 2016).

Aperam's fundamentals

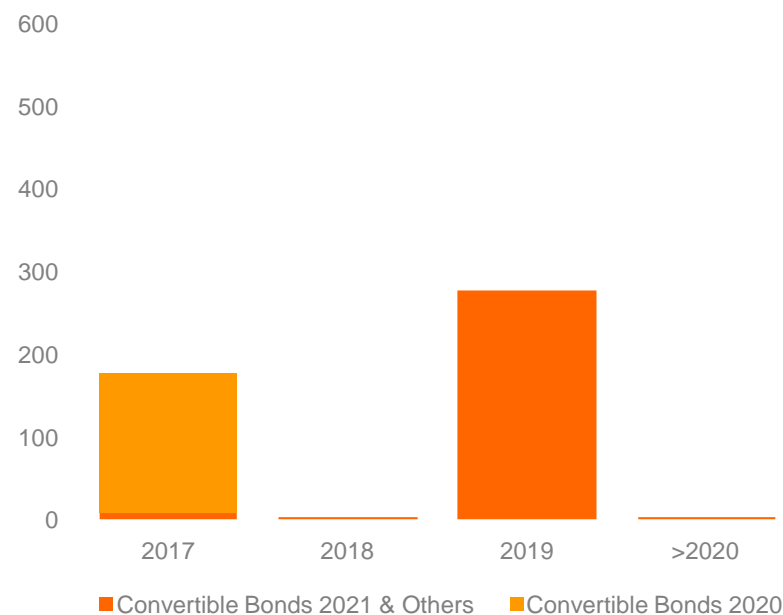
A solid balance sheet



Total Financial Debt breakdown as of June 30, 2017



Financial Debt maturity profile (USD million) as of June 30, 2017^[1]



A robust balance sheet and debt structure, mainly represented with Convertible Bonds. Aperam announced its intention to exercise its issuer call on the 2020 CB.

^[1] Assuming convertible bonds 2017 & 2019 reimbursement. RCF fully undrawn at end of Q2 2017

Global Steel and Mining Conference, Credit Suisse
September 12th, 2017

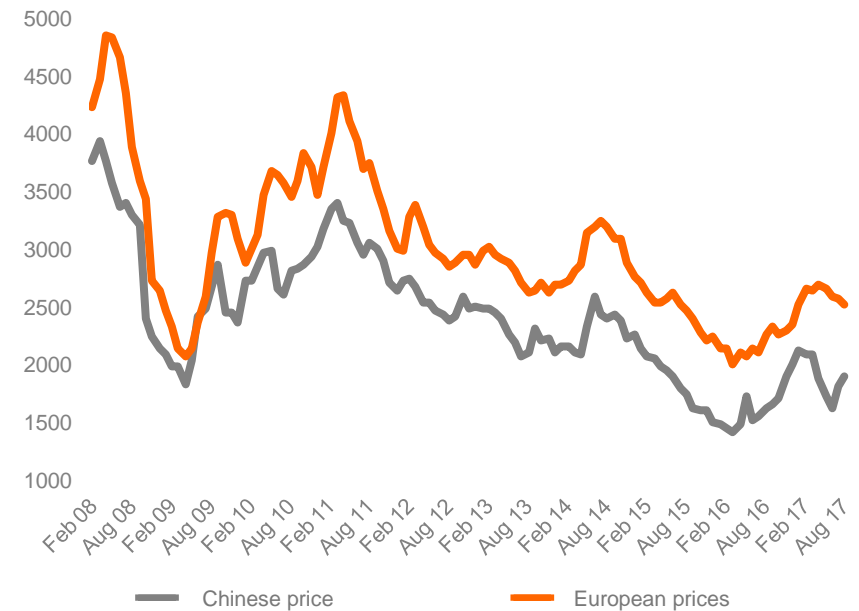


Environment and markets

Nickel - LME Cash (USD/t)



Chinese versus European CR 304 2B 2mm coil transaction price* (USD/t)



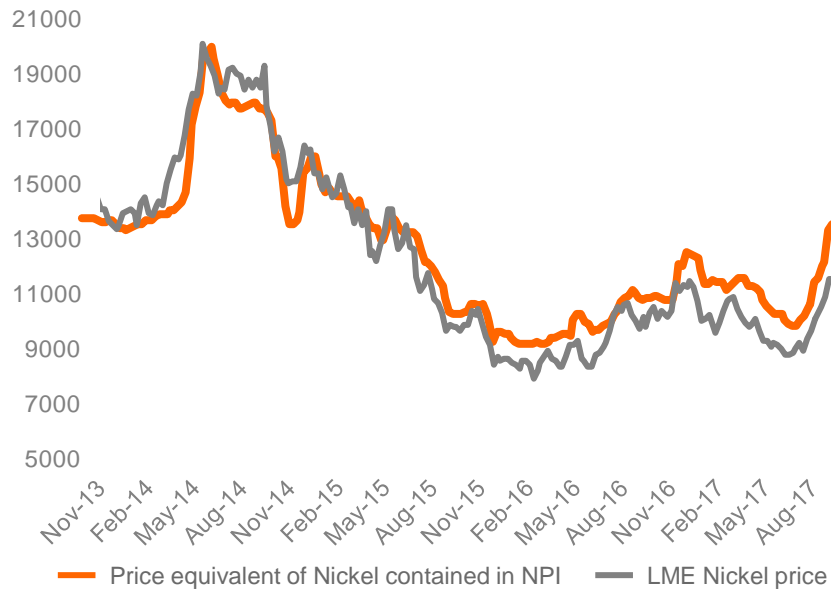
China prices are recovering thanks to healthy demand and raising raw materials.

Environment and markets

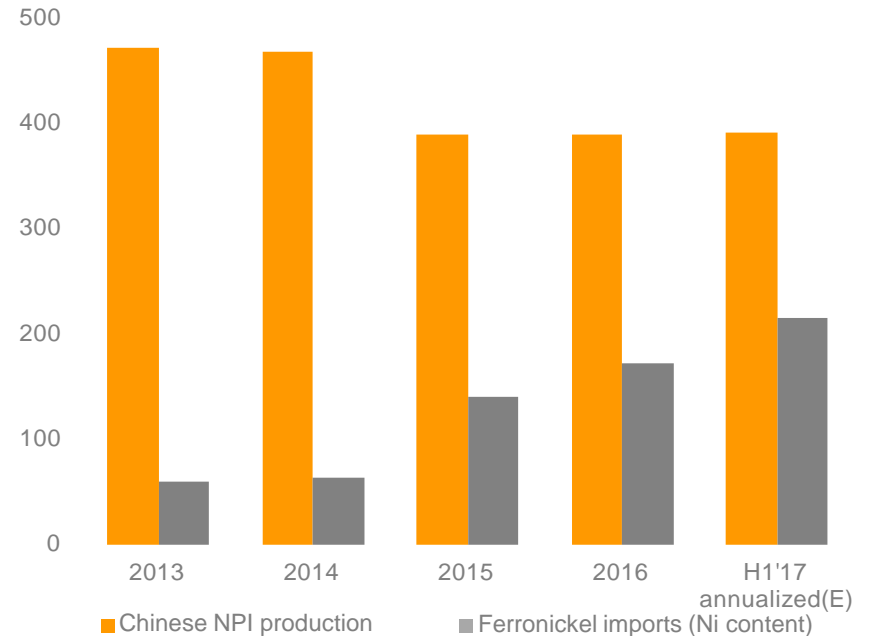


Diminishing raw material advantage of Chinese players

Price equivalent of Nickel contained in NPI vs. LME Nickel price (USD/t)



Chinese reduced NPI production leading to increased Ferro-Nickel Imports (in kt)



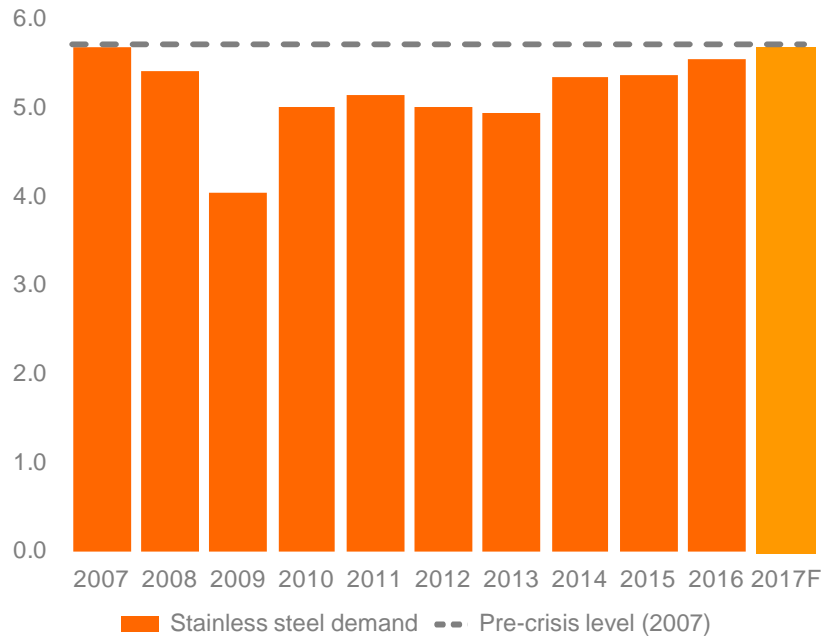
Chinese NPI production has tightened, affecting Chinese cost competitiveness

Environment and markets

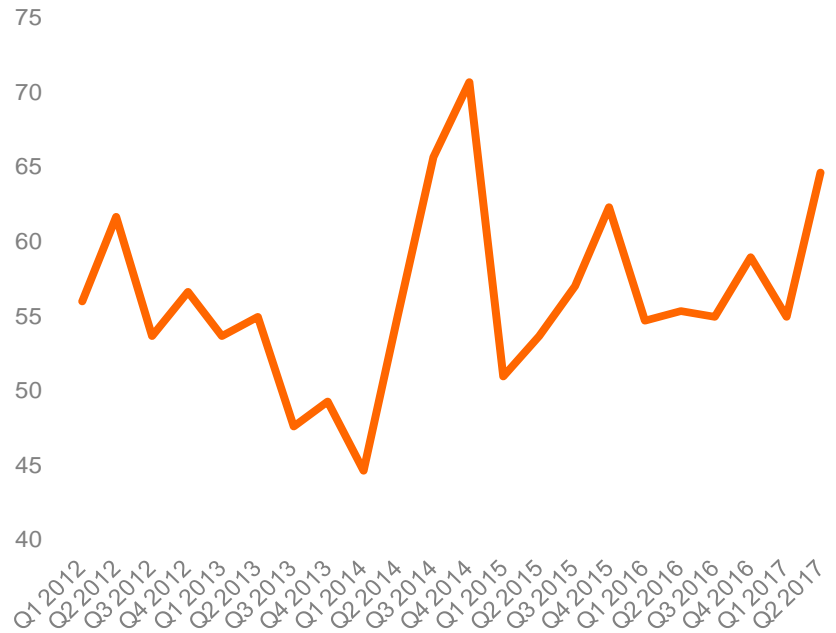
Stainless steel demand in Europe



European stainless steel demand (mt – slab equivalent)



Stocks of CR stainless steel in Germany – quarterly average (in number of days)



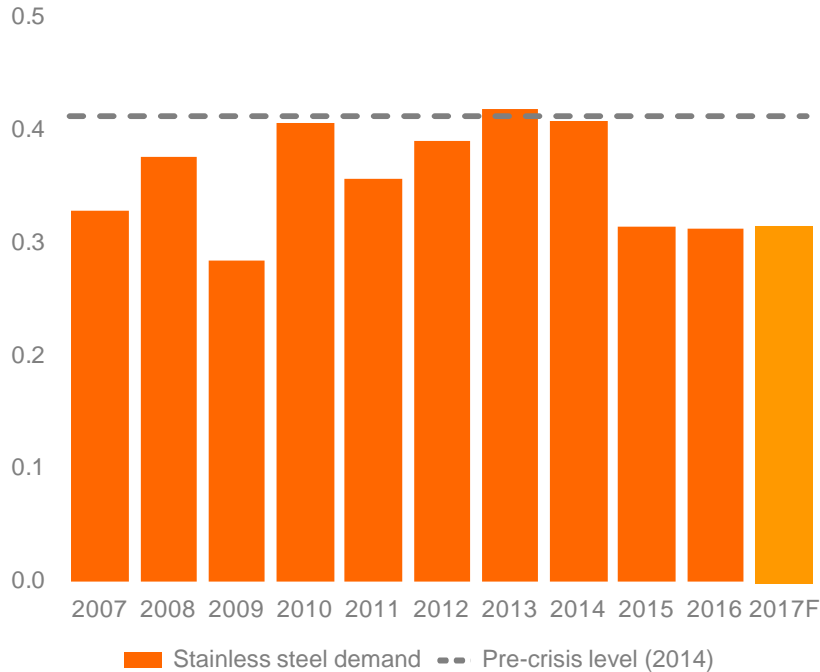
European real demand remains healthy

Environment and markets

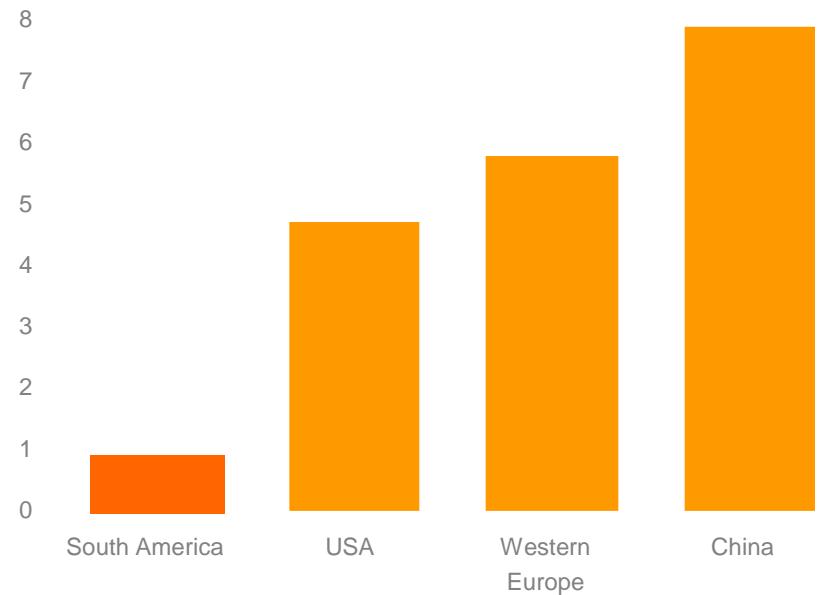
Brazilian opportunities



Brazilian stainless steel demand (mt – slab equivalent)



Stainless steel flat stainless steel consumption per capita (kg/year)



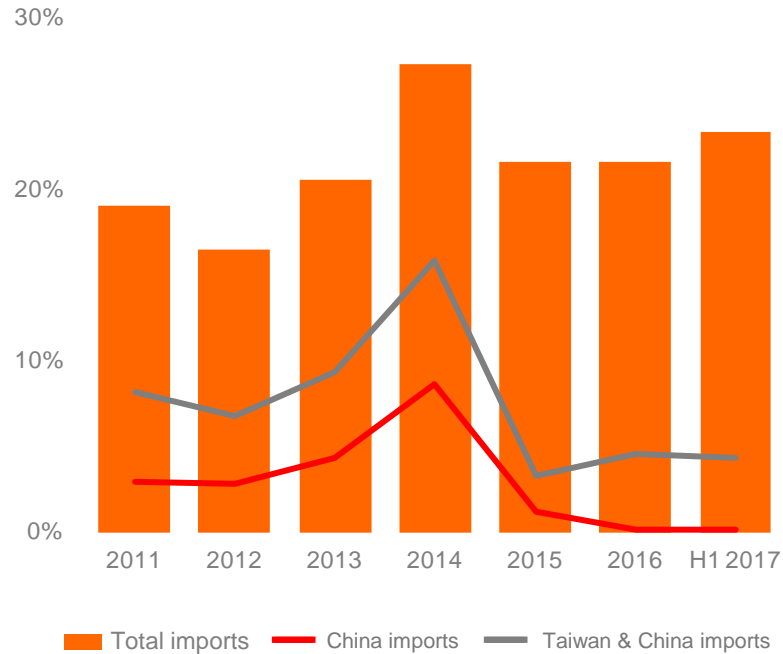
Demand in Brazil remains at low level but stable while long term potential remains intact in South America

Environment and markets

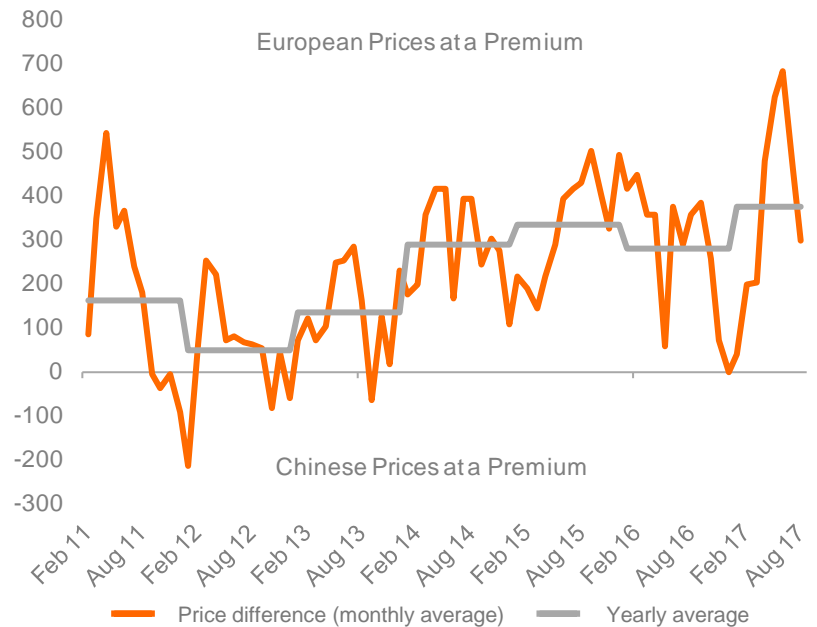
Lower opportunity for imports into Europe



Stainless steel cold rolled imports into Europe (percent of total market)



Prices difference between Chinese and European prices – 304 CR (USD/t)



Imports have increased in H1 2017 but the difference between Chinese and European prices has reduced significantly over the summer, closing some of the import window.

Global Steel and Mining Conference, Credit Suisse
September 12th, 2017



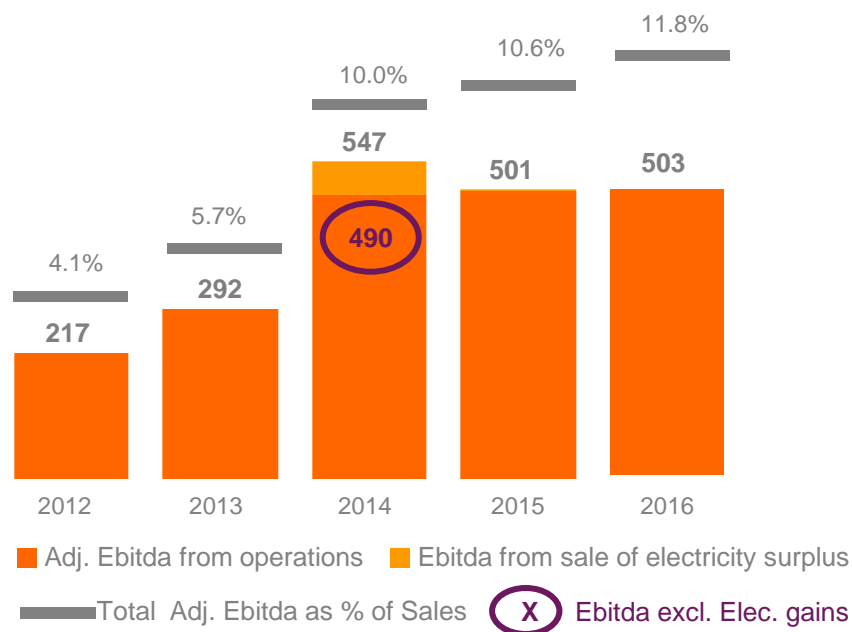
Aperam's performance

Aperam's performance

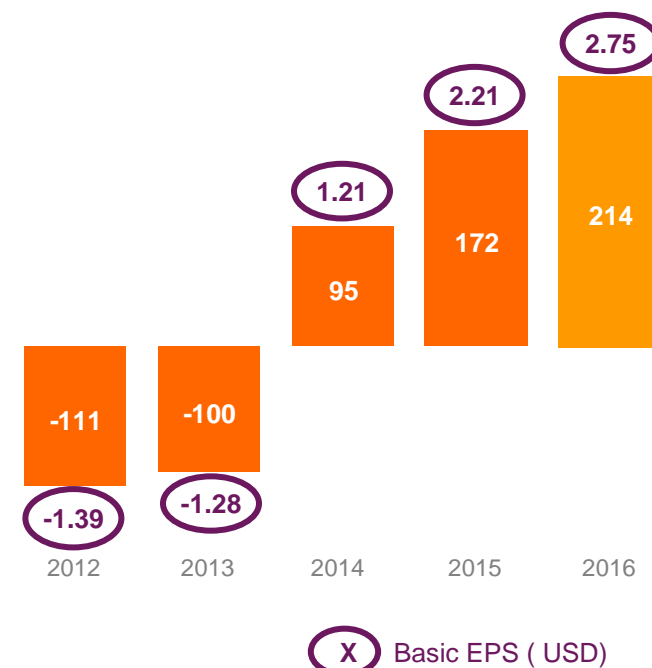
Solid evolution of profitability



Adjusted EBITDA^[1] evolution (USD million)



Net result evolution (USD million)



Continuous solid improvement of the operating performance as well as the net result thanks to the strong execution of Aperam strategy

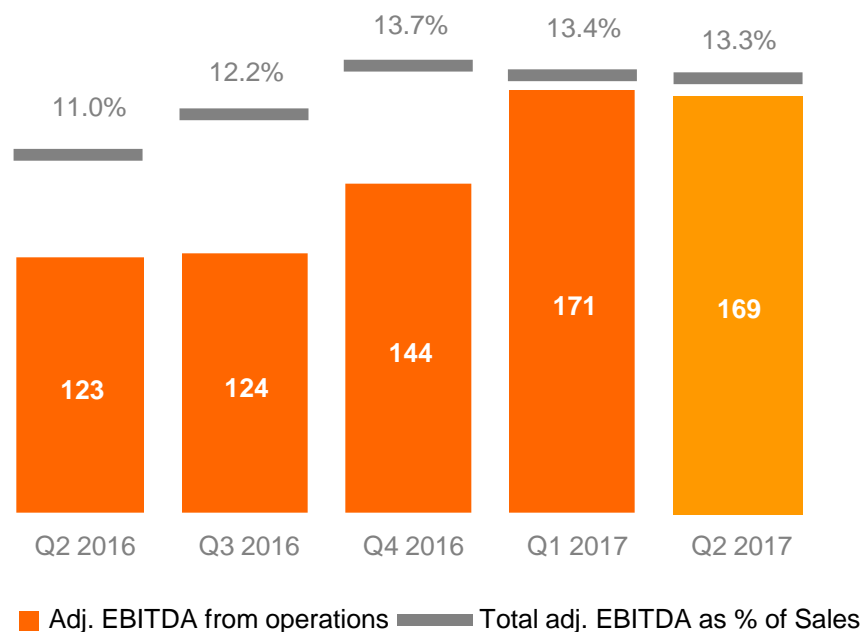
^[1] Adjusted EBITDA excludes a USD 11 million non-recurring charge related to the divestment of Aperam's French tubes subsidiary recorded in 2016

Aperam's performance

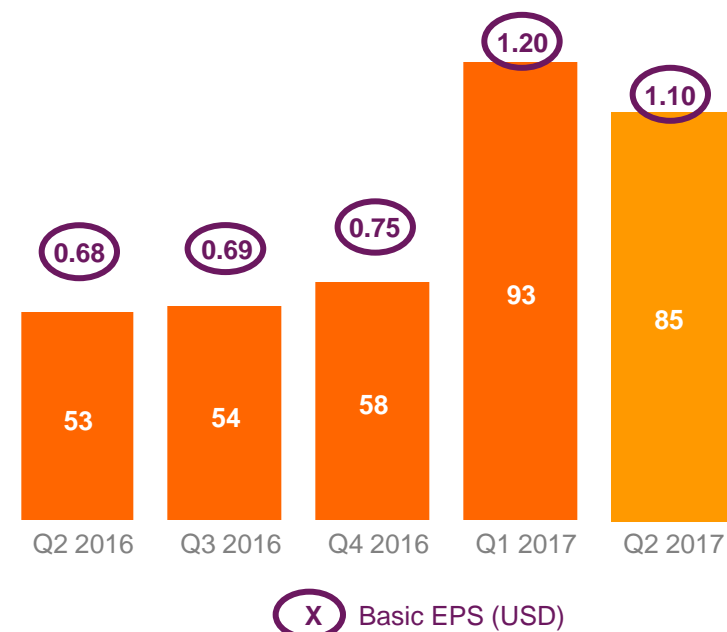
Solid evolution of profitability



Quarterly adjusted EBITDA^[1] evolution (USD m.)



Quarterly Net income evolution (USD m.)



Solid EBITDA and net income

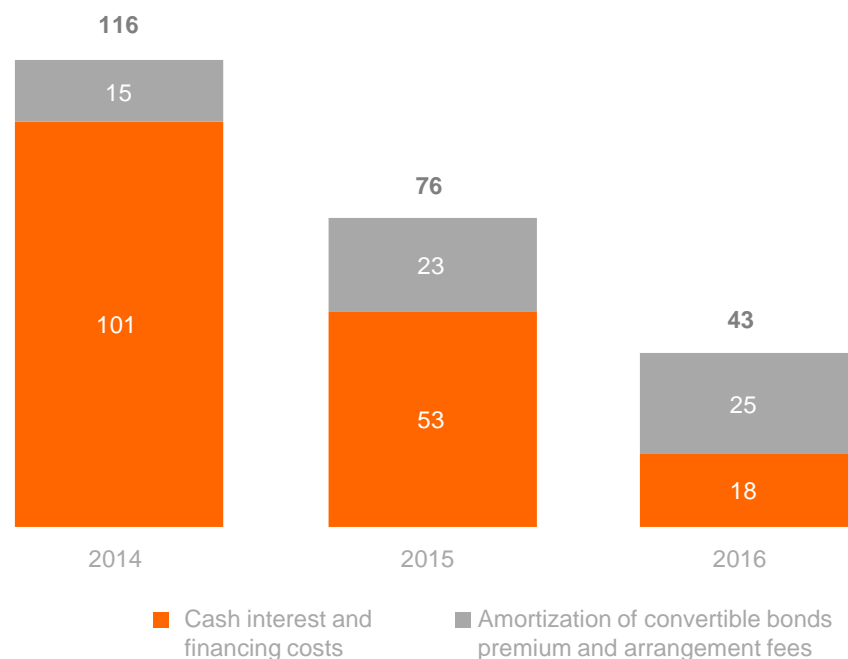
^[1] Adjusted EBITDA excludes a USD 11 million non-recurring charge related to the divestment of Aperam's French tubes subsidiary recorded in Q4 2016

Aperam's performance

Strong balance sheet with continuously improving financing costs



Net interest & financing costs (USD million)



Aperam debt reduction / restructuring actions

Strong decrease of net interest and financing costs, especially cash interest costs, thanks to strong cash flows and debt reduction / restructuring actions taken since 2014, adding to further strong momentum on EPS and free cash flow generating capability of Aperam:

- Convertible Bond Orname of USD300m issued in June 2014 at coupon of 0.625% and premium of 32.5%
- High Yield Bonds of USD250m with coupon of 7.375%, maturing in 2016 reimbursed as of 1st Oct 2014,
- High Yield Bonds of USD250m with coupon of 7.75%, maturing in 2018 reimbursed as of 1st Apr 2015,
- Switch from Secured Borrowing Base Facility (3 year) of USD 400m to Unsecured Revolving Credit Facility (5 year) of EUR 300m
- Company's intention to exercise issuer call for CB 2020 during October 17, expected to result in c. 9.5m new shares. More than 6.2 m shares issued following exercise of conversion option by bond holders as August 31, 2017.

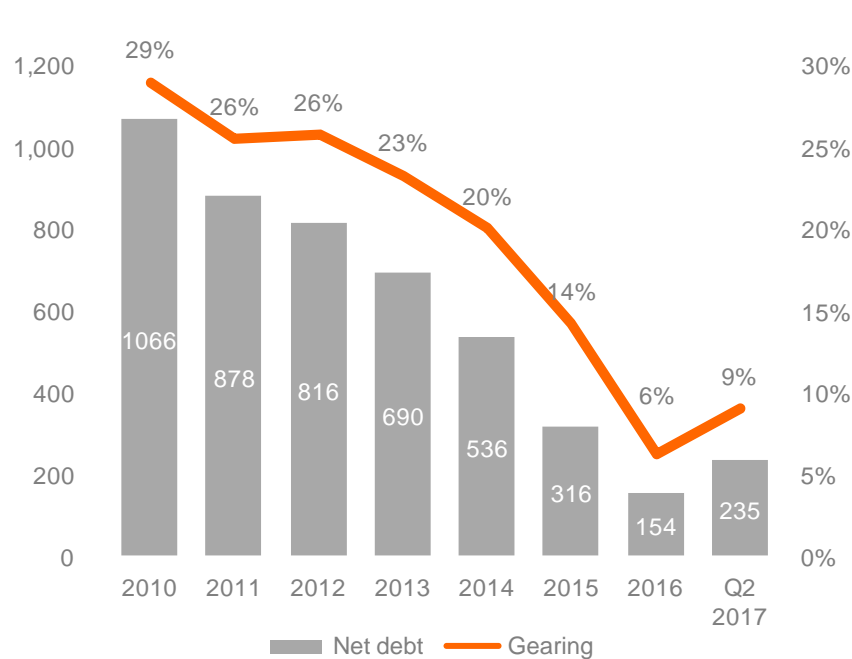
Steep decline in financing costs thanks to a fully restructured balance sheet with main debt consisting mainly in convertible bonds. Further optimization with switch from secured BBF to unsecured RCF (fully undrawn).

Aperam's performance

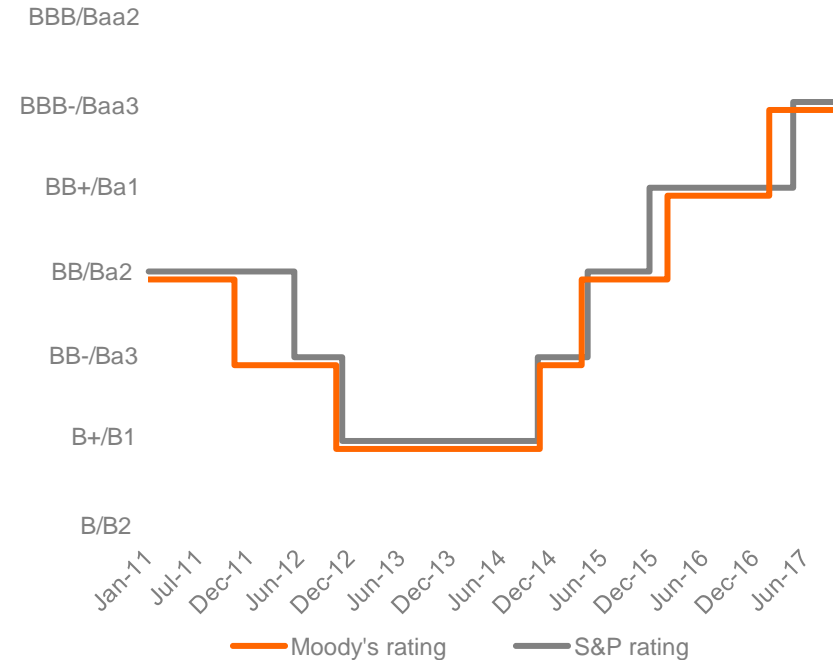
Strong cash generation and financial metrics



Aperam net debt and gearing^[1] evolution (USD million)



Aperam credit rating evolution



Aperam offers strong cash generation, healthy balance sheet and disciplined financial policy. The company is rated Investment Grade by both Moody's and S&P.

^[1] Gearing defined as Net Debt divided by Equity

Global Steel and Mining Conference, Credit Suisse
September 12th, 2017



Aperam's value strategy:

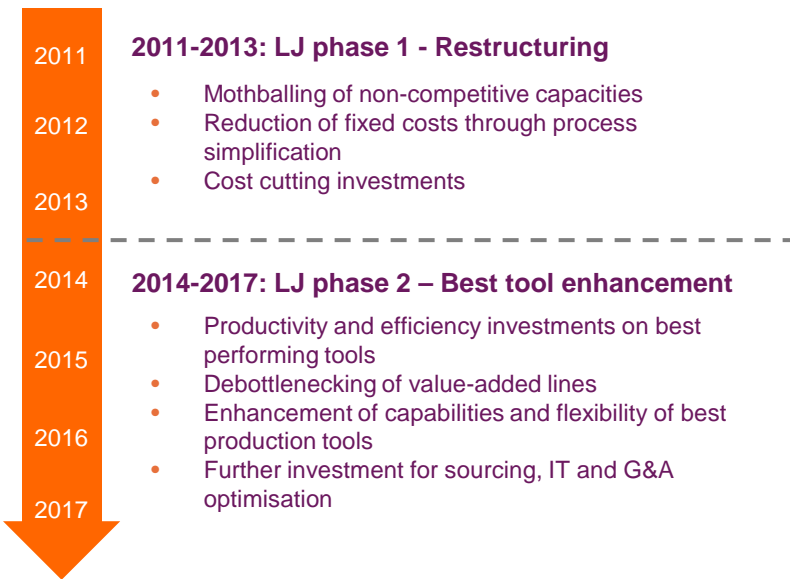
A customer driven
company focused on its
self-help story

Aperam's value strategy

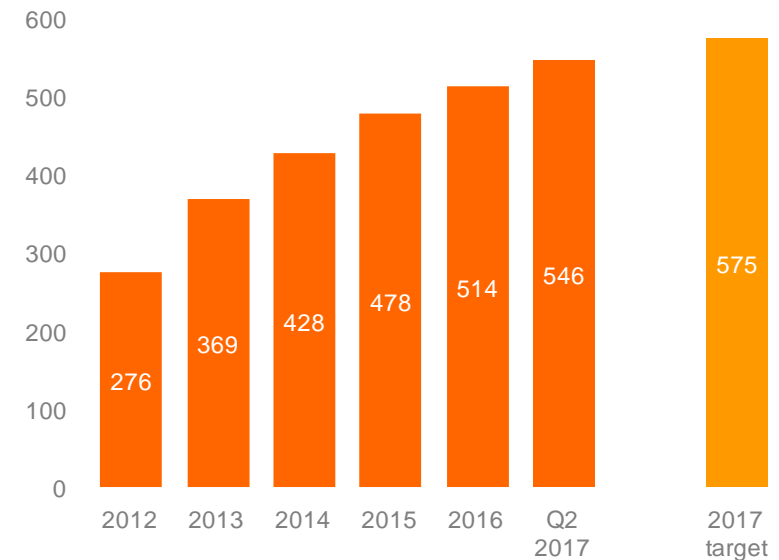


Unlocking Aperam's potential through the Leadership Journey®

Leadership Journey® initiatives: from restructuring to Asset upgrade



Leadership Journey® annualized recurring gains (USD million)



Successful implementation of phase 1 & 2 of the Leadership Journey® with gains amounting to USD 546 million in Q2 2017.

Aperam's value strategy



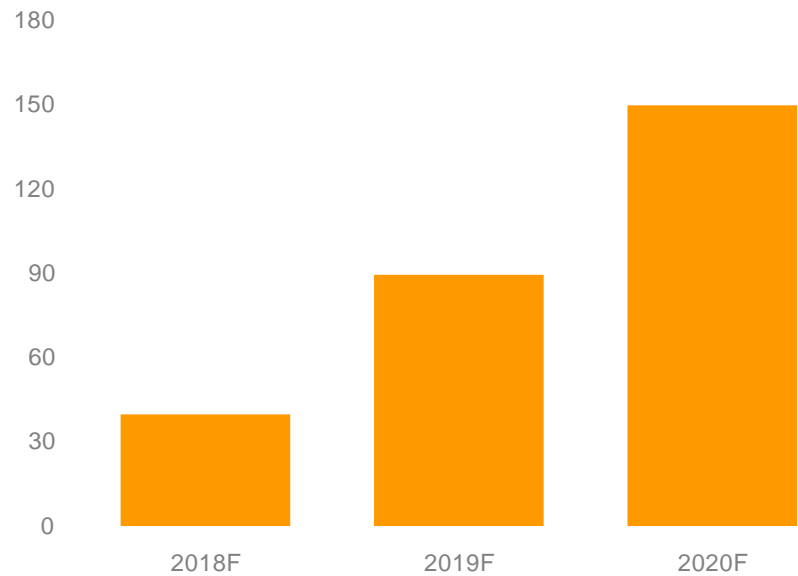
Phase 3 – the Transformation Program targets

Key pillars of the Phase 3 Transformation Program

- New technologies** Accelerate productivity gains by implementation of latest technology and breakthrough in automation with development of robotics, sensors and integrated production lines
- Innovation** Development of new applications and solutions.
- Leaner** Realize full potential of digitized, connected and collaborative organization
Promote data acquisition technology along the production route
- Value added Services** Stainless steel one stop shop for services, supply chain transformation

USD 150 m of capex over 2017-2019 on top of maintenance capex and remaining phase 2 capex

Annualized EBITDA cumulated gains from (USD million)



USD 150 m of annualized gains by the end of 2020


Phase 3 of the Leadership Journey® announced in June 7th, 2017, targeting USD 150 million additional annualized gains over the next 3 years

Aperam's value strategy



Strengthening product and service differentiation through the Top Line strategy

Shipments of Top Line products developments in kT



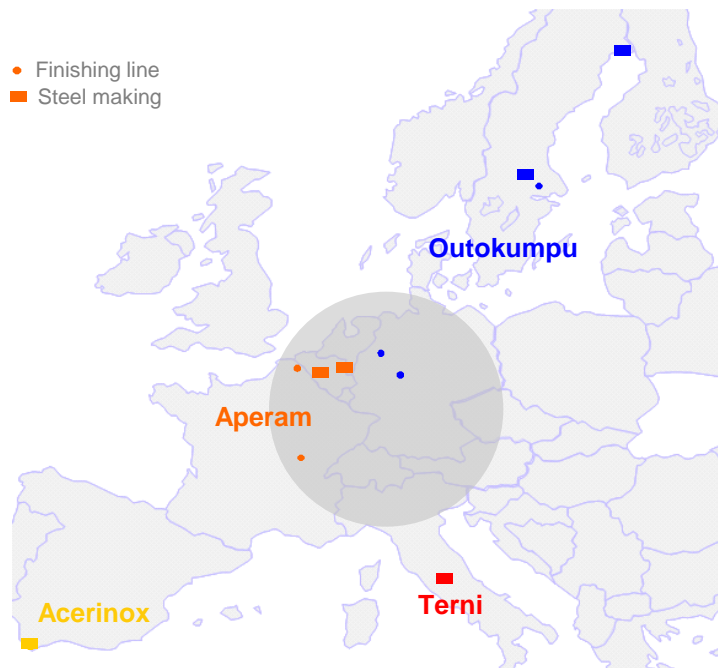
Good progress on Top Line development and innovation plan to support European growth and mitigate the impact of the current Brazilian environment

Aperam's value strategy

Leverage Aperam's unique position in Europe



European stainless steel industry footprint after restructuring



Key strengths of the European operations of Aperam

- Sourcing**
 - The only integrated upstream operations in the heart of Europe, with the best access to scrap supply
- Logistics**
 - Best location to serve the biggest consumption areas of Europe
 - Efficient logistics between sites for a working capital management at the benchmark of the industry
- Production**
 - Full range of products with flexible capacity
 - Enhancing recycling with scrap in line with objectives of circular economy
 - A strategy to be a cost benchmark on the key products of Aperam

Closest location to major scrap generating regions as well as major stainless consumers in Europe

Aperam's value strategy

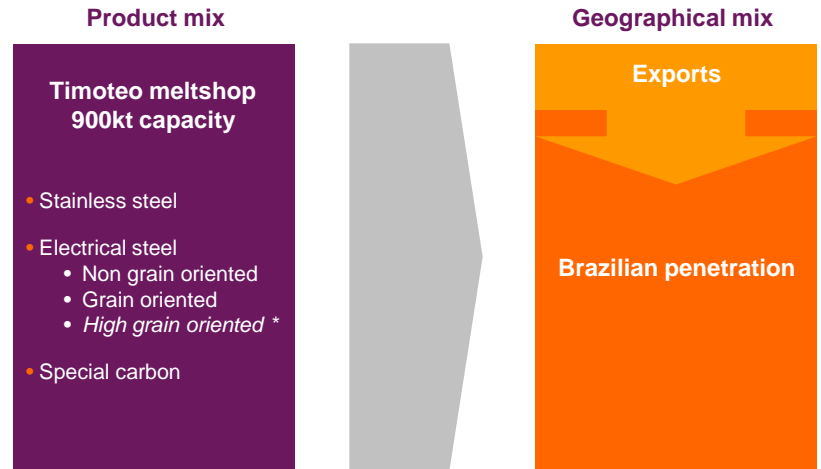
Active mitigation of the Brazilian economic situation



Key pillars of the mitigation plan in Brazil



Aperam's assets optimisation in South America



- Brazilian asset running at optimal utilisation rate with the current demand
- Projects on-going to debottleneck the cold rolling operations
- Upgrade of the Grain Oriented products with the development of HGO
- Continuous margin optimization between products mix and deliveries in South America

The mitigation plan put in place by Aperam South America has enabled to largely offset the negative impacts since 2015 and further develop loyalty of domestic customers

Aperam's value strategy

Sustainability is fully embedded in Aperam Strategy



Social

Our People are our greatest asset.

Their Safety is our priority, their development is a key to our success

- **LTIFR : 1.46** (vs. 0.98 in 2015) due to isolated under-performance at two sites – [target at 1, all employees]
- **Absenteeism: 2.19** (vs. 2.26 in 2015) – [target at 2]
- 2016 **Performance review: 95%** of Exempts, **90%** of White collars, 71% of Blue collars – [target at 100%]
- 2016 Training hours **+10%** (vs. 2015)
- Among **Brazilian top companies to work for** ^[1]



Environnement

We provide one of the “greenest steels” and constantly reduce our production costs and impacts

- **CO₂ intensity^[2] reduction vs 2007 >20%** - [target at -35% by 2020] due to maximum usage of charcoal
- **Energy intensity^[2] reduction vs 2012: -6%** [target at -10% by 2020]
- **93% re-use/recycle** performance - [target at 100%]
- 96% of water in closed circuits (+1 pt vs. 2015)
- Increased focus on Dust



Governance

We lead by example with strong sense of ethics & integrity and maintain constant engagement with all our Stakeholders

- Best practice in Board composition with a **majority of independent directors** (4 out of 7 members)
- CSR indicators (H&S) in full staff personal objectives
- **Full Compliance plan deployment** with 1st external Compliance risk assessment and focus in Brazil
- Strong Customer & Innovation focus
- Aperam's **internal assurance, risk management & forensic services** recognized as ‘best in class’^[3]

A clear program strengthening Aperam strategic objectives and sustainability

^[1] For the sixth consecutive year, Aperam South America was selected as one of the best companies to work for by Guia Você S/A, in recognition of our work on employee health and wellbeing.

^[2] Per ton of crude steel

^[3] by the Institute of Internal Auditors certification.

Aperam's value strategy

A financial policy to maximize the long term growth of the company and the value accretion for its shareholders while maintaining a strong Balance Sheet consistent with Investment Grade Financial ratios



	Financial Policy	2017
Company sustainability	Invest in sustaining and upgrading the company's assets base to continuously reinforce Leadership Journey® and Top Line Strategy	CAPEX 2017 USD 180 - 190m.
Value Accretive Growth & M&A	Compelling Growth and M&A opportunities with high hurdle rate	-
Dividend Policy	A base dividend, anticipated to progressively increase over time (as the company continues to benefit from its strategic actions and capture growth opportunities). The company targets a NFD/EBITDA ratio of <1x (through the cycle). In the (unlikely) event that NFD/EBITDA exceeds 1x then the company will review the dividend policy.	Dividend per share of USD 1.50 per share
Extra Cash Utilization	Remaining excess cash will be utilized in the most optimal way	Share buyback of USD 98m / 2m. sh. completed in H1

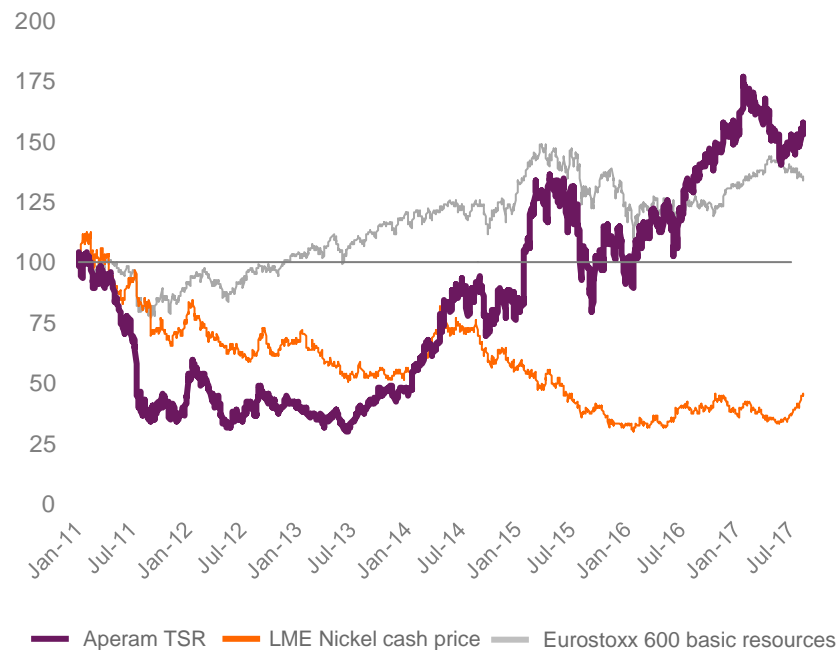
Company's intention to maintain a total payout to shareholders between 50% to 100% of EPS.

Aperam's value strategy

Focus on delivering returns



Aperam Total Shareholder Return since spin-off*



Aperam Total Shareholder Return*

	1 Year	2 Years	3 Years	Since creation
APAM Total Shareholder Return	22%	51%	84%	58%
Basic resources Eurostoxx 600	9%	3%	10%	36%
Nickel LME spot price	20%	18%	-37%	-55%

Aperam has generated consistent return for its shareholders since its creation.

* As of Aug 31, 2017. Aperam TSR includes gross dividend in EUR

Q&A

aperam



Environment and markets



Brazilian protections against unfair market behaviour

Type of products	Import duties status	Anti-dumping status
Stainless Steel Flat Products	✓ Normal import duties are 14%	✓ AD duties starting October 4 th , 2013 for 5 years from 236 USD/t to 1,077 USD/t. The case involves CR 304 and 430, in thicknesses between 0.35mm and 4.75mm from China, Finland, Germany, Korea, Taiwan and Vietnam.
Stainless Steel Welded Tubes	✓ 14% of Import duties Stainless Steel welded tubes.	✓ AD duties starting July 29 th , 2013 for 5 years and up to 911USD/t. Countries involved are China and Taiwan.
Electrical steel – Non Grain Oriented	✓ 14% of Import duties on NGO.	<ul style="list-style-type: none"> ✓ AD duties imposed for NGO on July 17th 2013 with fixed USD/t values ranging from 133 USD/t to 567 USD/t for 5 years. The countries involved are China, Korea and Taiwan. ✗ On August 15, 2014, Camex released NGO AD partially, giving 45Kt of imports in the next 12 months without AD penalties. ✓ On November 4, 2015, Brazilian authorities decided to end up the existing quota of imports without AD and fixed the AD duties from 90 USD/t to 132,5 USD/t
Electrical steel – Grain Oriented	✓ Normal import duties are also 14%	

Tariff measures to support fair market environment in Brazil

Anti-dumping development in Europe

- On May 13, 2014, Eurofer filed an antidumping complaint to European Commission
- On June 26, 2014, European Commission started investigation on CR imports from China and Taiwan
- On March 25, European Commission implemented provisional duties from 24-25% for China and 10-12% for Taiwan. Anti-dumping duties were applicable during this period with regularisation to be done once final decision would be taken.
- On August 27, 2015, the European Commission Implementing Regulation largely confirmed existing provisional measures and imposes definitive anti-dumping duty rates of up to 25.3% on SSCR imports from China, and up to 6.8% on imports from Taiwan.
- On August 11, 2016, the European commission announced that they initiated an absorption reinvestigation concerning imports of stainless steel cold-rolled flat products originating in Taiwan. On April 11, 2017, the European Commission confirmed the duties against Taiwan until at least August 2020.

“China and Taiwan have a structural overcapacity problem, and have been using the openness of the EU market to shed their excess production. This dumping has seriously undermined the profitability of the European stainless steel industry, and has ensured that European producers have not faced a level playing field for their products.”

Said EUROFER Director General Axel Eggert.

Recent reinvestigation shows the European will to fight against unfair trade behaviour